

Management Board  
22 June 2023

# 2022 ANNUAL REPORT NETWORKS ACTIVITIES

**Nik Kriz**

Head of Risk Assessment Services Department

# THE ANNUAL REPORT

## EFSA NETWORK ACTIVITIES

*Objective: support EFSA and the Member States in carrying out the Authority's mission*

In 2021 a new MB decision was adopted concerning the establishment and operation of European Networks of scientific organisations operating in the fields within the Authority's mission

**In particular:**

- New networks shall be adopted by the Management Board
- Networks created by EFSA in consultation with the Advisory Forum
- EFSA shall inform the Management Board and the Advisory Forum of the **activities of each Network** through **regular reports** on a yearly basis





EFSA NETWORKS

2022

15

active networks

29

meetings of which 20  
online (9 physical)

1,423

participants

€97,726

meeting budget



# NETWORKS AND MAIN 2022 OUTCOMES\*

## CEN

Communication Expert network



Coordination communication activities on EFSA scientific outputs and implementation of Transparency Regulation

## MRA

Scientific Network for Microbiological Risk Assessment



Presentation of activities related to microbial risk assessment such as Campylobacter in broilers, Salmonella and Listeria monocytogenes.

## AHAW

Scientific Network for Risk Assessment in Animal Health and Welfare



Approval Annual Reports on Animal Health and Animal Welfare

Scientific Network on BSE/TSE



Pulse survey for Network participants

## FCM

Scientific Network on Food Contact Material



Presentation and discussion on risk assessments of non-plastic FCMs, promotion, harmonisation and synergies in the assessment of FCM groups regulated at national level.

# NETWORKS AND MAIN 2022 OUTCOMES\*

<b>ChemMon DC</b> Scientific Network on Chemical Monitoring Data Collection		Support to EFSA on the production of <b>enhanced data visualisations</b> for annual reports and <b>dissemination of data analysis, revision of reporting guidelines and timelines</b>
<b>FCD</b> Scientific Network on Food Consumption Data		<b>Information exchange</b> on Food Consumption Data
<b>Scientific Network for Zoonoses Monitoring Data</b>		<b>Review of Guidances</b> , Technical Reports, technical specifications and <b>communication tools</b>
<b>EREN</b> Scientific Network on Emerging Risks Exchange		<b>Surveys</b> on Short Issues on emerging signals
<b>NANO</b> Scientific Network on Risk Assessment of Nanotechnologies in Food Feed		Presentation on <b>status of implementation</b> of 2 EFSA Nano <b>Guidance documents</b> , launching EFSA NAMs4NANO Project call for tenders

# NETWORKS AND MAIN 2022 OUTCOMES\*

Scientific Network for Risk Assessment of **GMOs**



Presentation of EFSA outcomes on the risk assessment of plants obtained by **New Genomic Techniques and cisgenesis/intragenesis**

Scientific Network on **Novel Food**



No deliverables and outcomes produced in 2022

**Pesticide** Steering Network



Several updates including **Endocrine Disruptors** and mandate for a Scientific Report on the impact of the use of azole fungicides

Pesticide Steering Network  
IUCLID Subgroup



**Training to Network participants** and industries on IUCLID tool

Scientific Network for Risk Assessment in **Plant Health**



Update on ongoing **activities on EFSA Plant health risk assessment**

# OVERALL ACTIVITIES

Network objectives were met in 2022

Survey feedbacks demonstrated engagement in the activities of EFSA and showed participants' interests in future cooperation

## 2022 HIGHLIGHTS

Initiated the creation of a **new network on Pesticides surveillance** (activities started in 2023)

Creation of the following sub-groups:

- **One Health** under the Risk Assessment in Animal Health and Welfare (AHAW)
- **WGS** under Zoonoses Data Collection

**Dissolution** of the **Novel Food network** whose mandate is considered accomplished

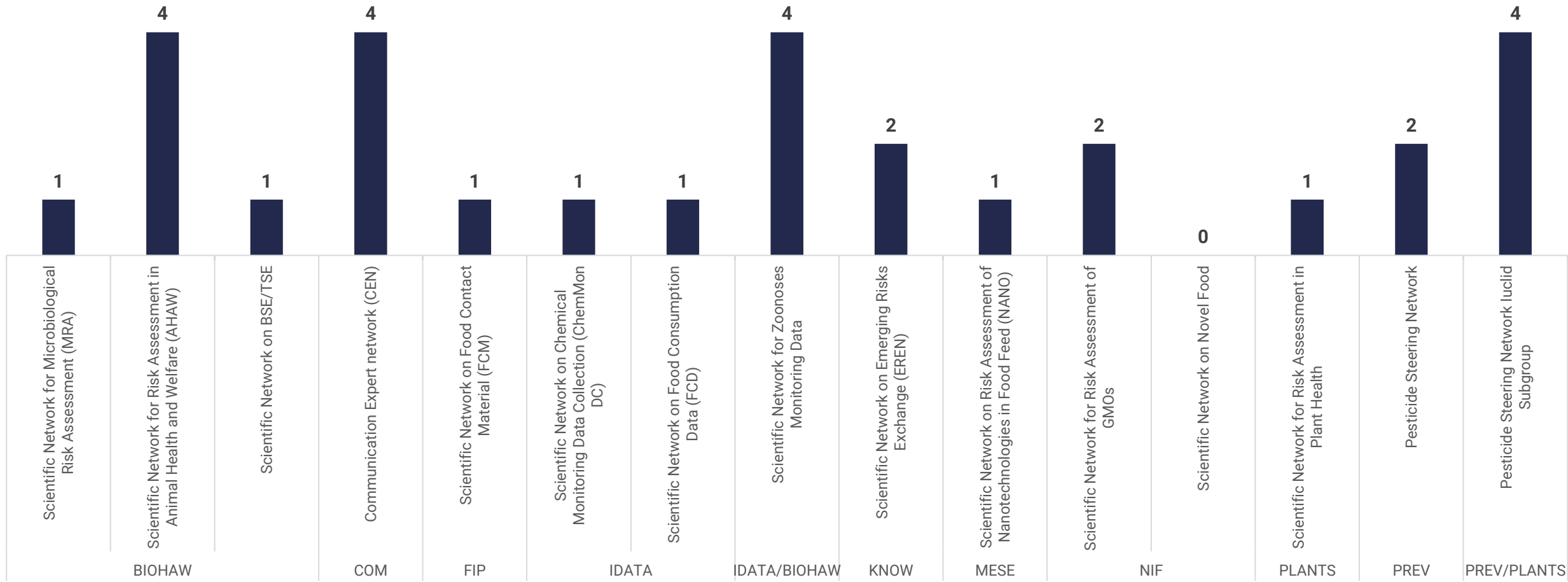


# Annexes

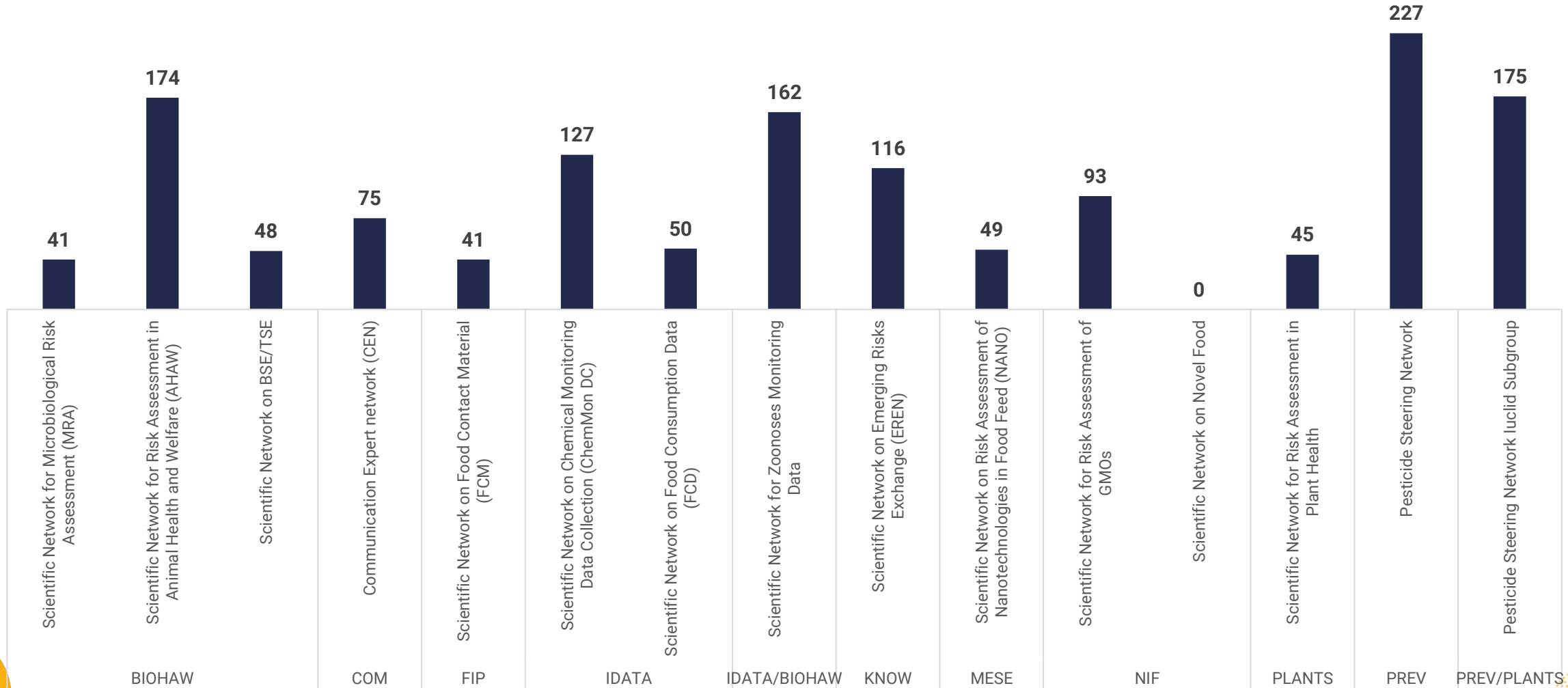




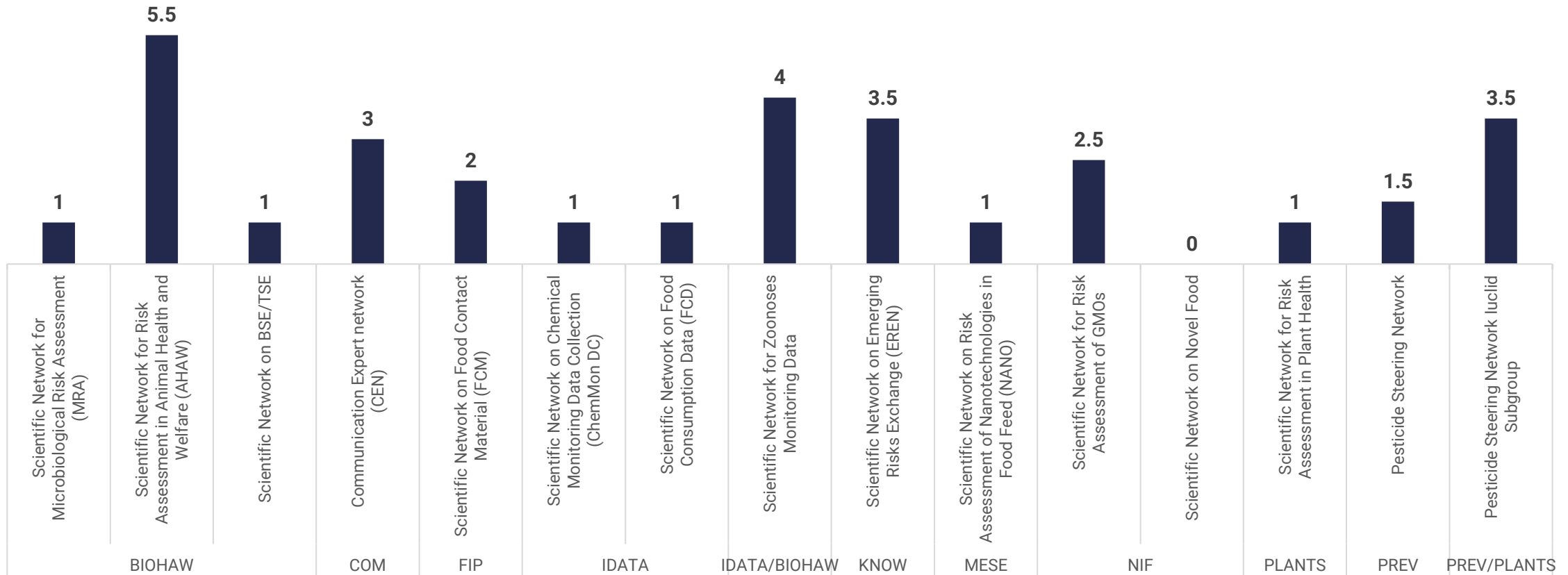
# NUMBER OF NETWORK MEETINGS



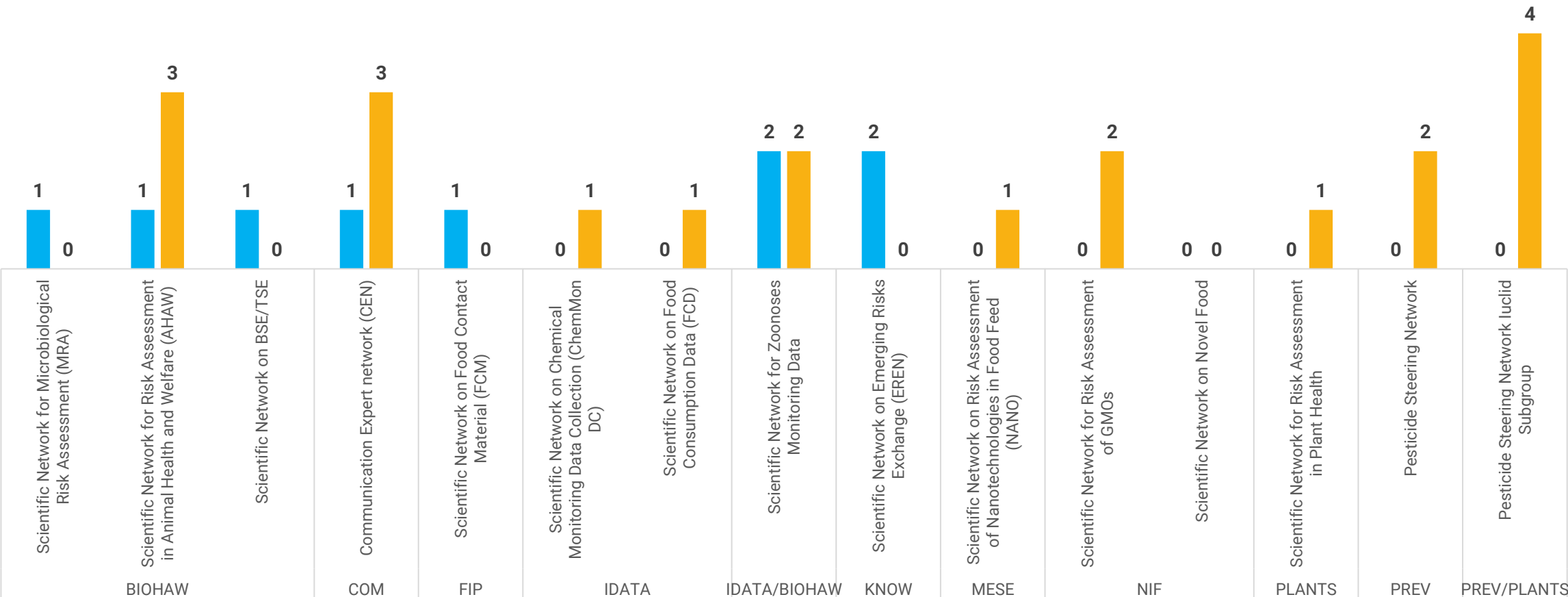
# MEETINGS PARTICIPANTS PER NETWORK



# NUMBER OF NETWORK MEETING DAYS IN 2022



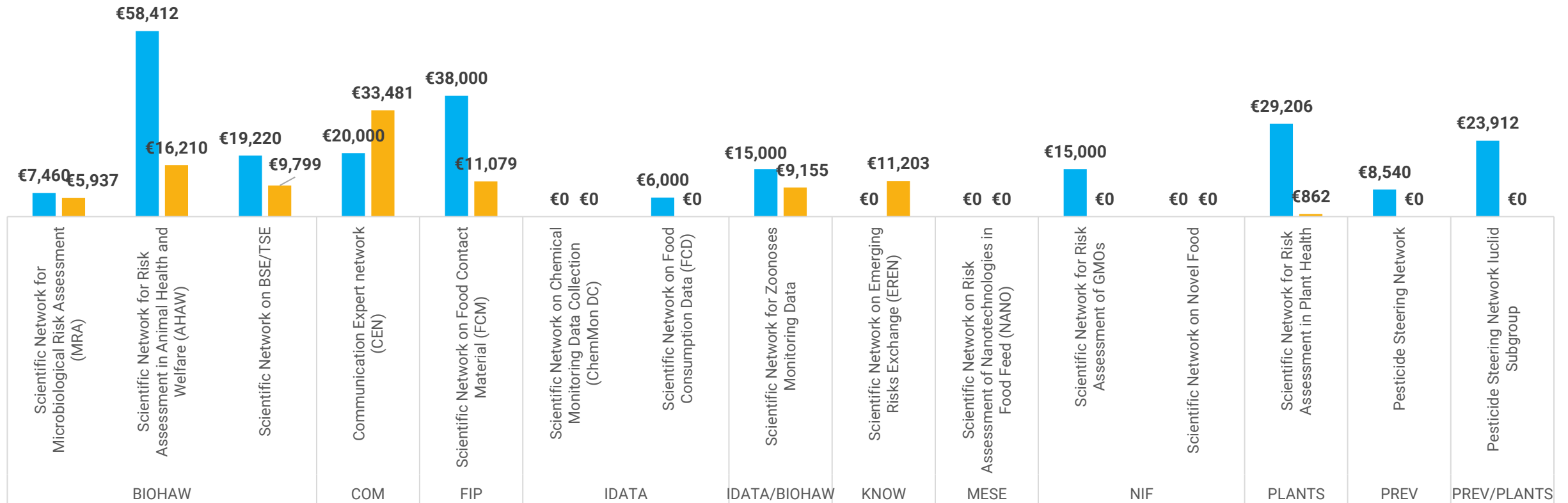
# TELE VS PHYSICAL NETWORK MEETINGS



■ Sum of no of physical (incl. hybrid) meetings in 2022  
 ■ Sum of no of tele meetings in 2022



# INITIAL BUDGET VS TOTAL COSTS NETWORK MEETINGS IN 2022



■ Sum of 2022 initial budget  
 ■ Sum of 2022 total cost of activities

