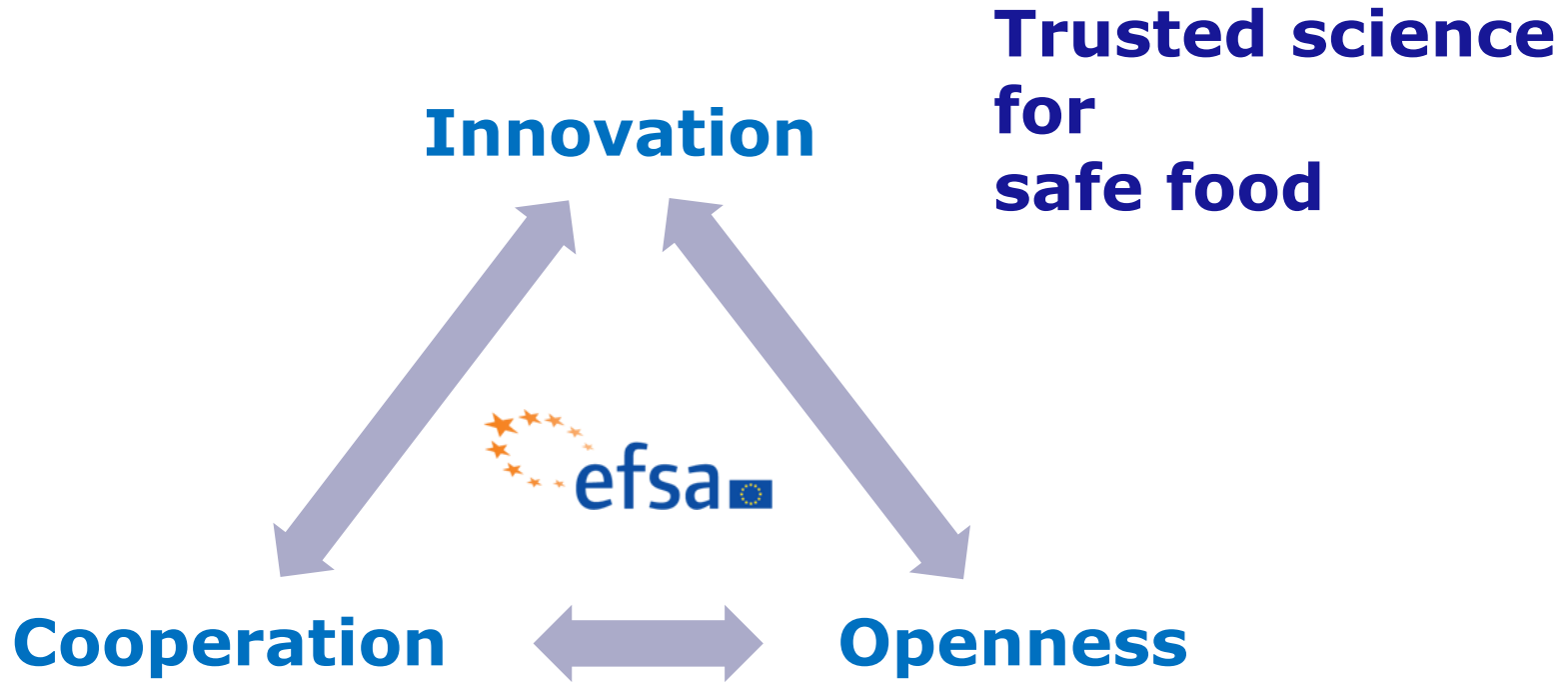




ANNUAL REPORT 2015

Management Board
16 March 2016

2015 HIGHLIGHTS



A blurred photograph of a person walking across a street. The person is wearing a dark coat and light-colored trousers. The background shows a city street with cars, including a silver car and an orange car, all blurred to convey a sense of motion. The word "Progress" is written in blue text on the left side of the image.

Progress

2015 HIGHLIGHTS - TRANSFORMATION

**Centralised procurement and contract management
with efficiency gains via STEP-2018**

Talent Management defined revised policies,
processes and tools, start implementation in 2016

The MATRIX project cost-benefit
concluded, go decision for 2016

**80% of requirements achieved for Quality - ISO
9001 certification**

2015 HIGHLIGHTS - TRANSFORMATION

Transparency and Engagement in Risk Assessment project

Opening of the Data Warehouse

Innovation and collaboration on machine Learning



2015 HIGHLIGHTS

Advice to EU risk managers to front the new outbreaks of
Xylella fastidiosa

Publication of **Caffeine** opinion

Isoflavone opinion applying the
Prometheus approach

2015 HIGHLIGHTS

Agora project with the launch of the **New Website**

Second EFSA **scientific conference @ EXPO**

Opening of the **Brussels Office**



TOWARDS 2020

Strategic Objectives

- Public **engagement** in risk assessment
- Open & wide **evidence base**
- Scientific **capacity & knowledge** community
- **Preparedness** to risk assessment challenges
- Enabling **culture & environment**

Figures



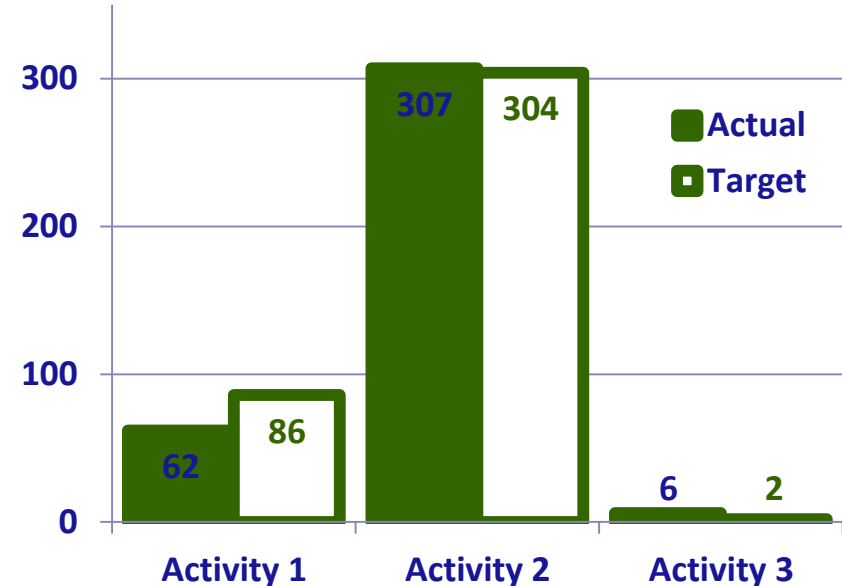
SCIENTIFIC OUTPUT

Output at 96% of target

Operational variation:

- Timing of mandate received from EC
- Scientific complexity
- Consolidation

Supporting publications exceed target by 54%

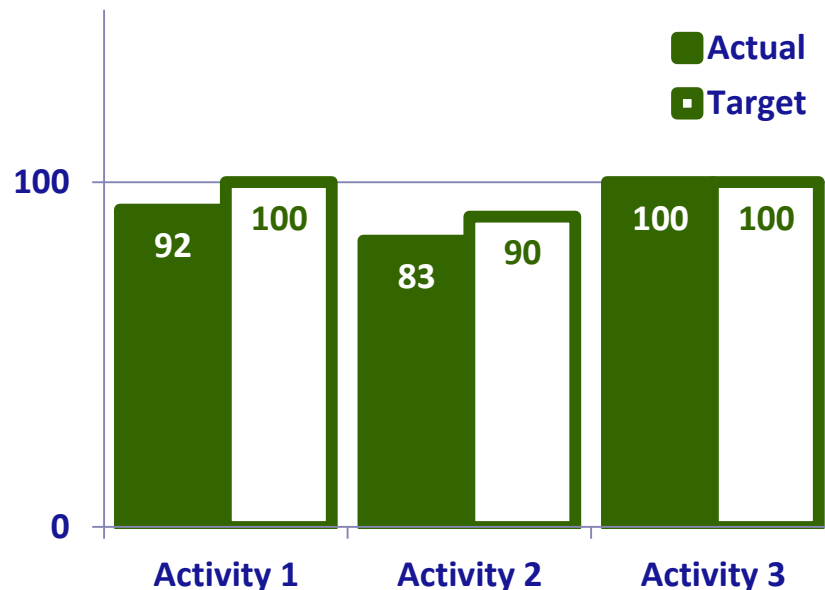


ADOPTION TIMELINESS

Adoption timeliness at 95% of target

Operational variation:

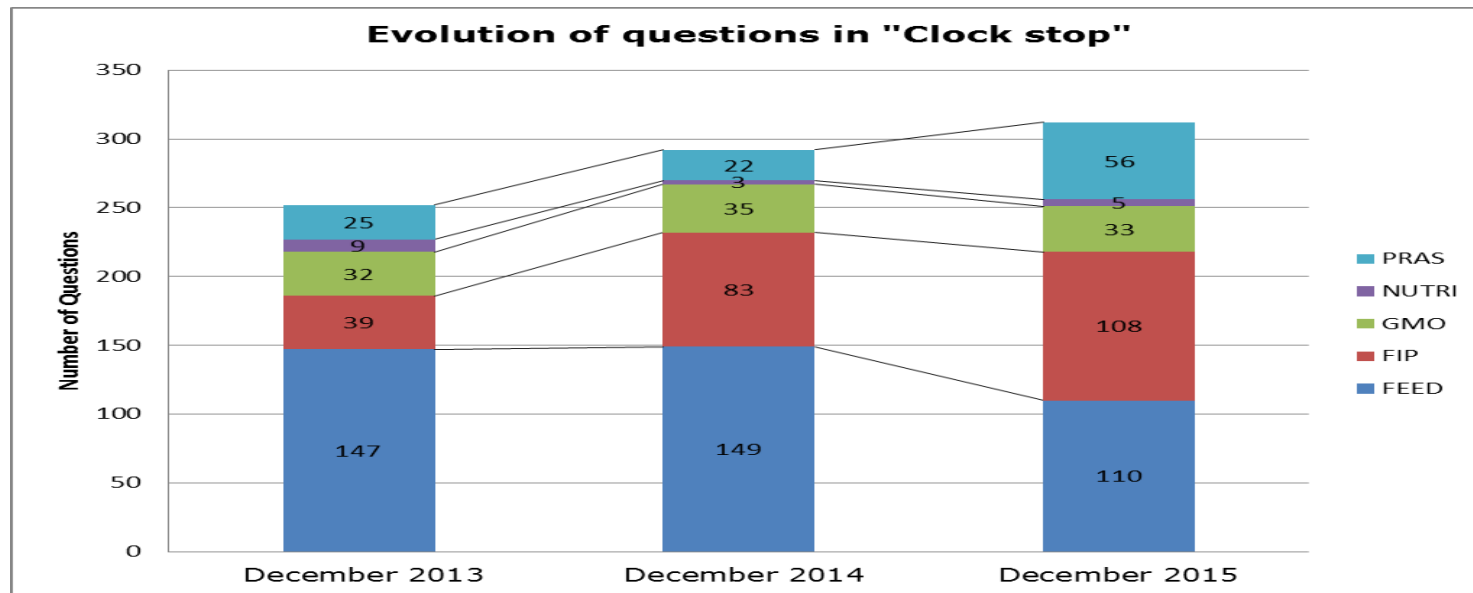
- Adoptions in the following month (A1)
- Additional scientific data required to produce the opinion



ACTIVITY 2: CLOCK-STOP

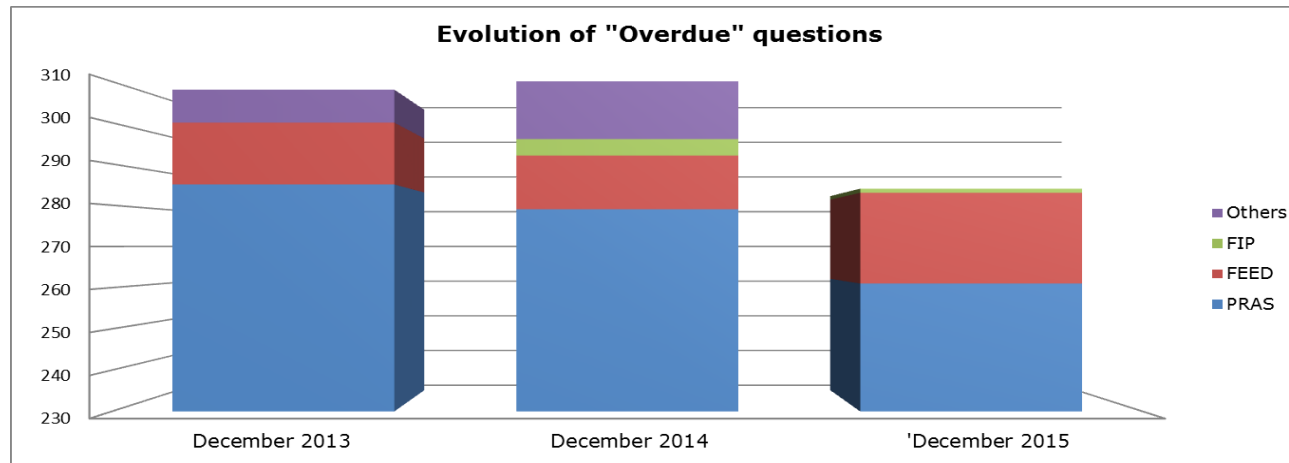
Clock-stops driven by flavourings

All new applications in clock-stop due to insufficient data submission. Re-evaluations largely completed. Remaining few most complex, require more data



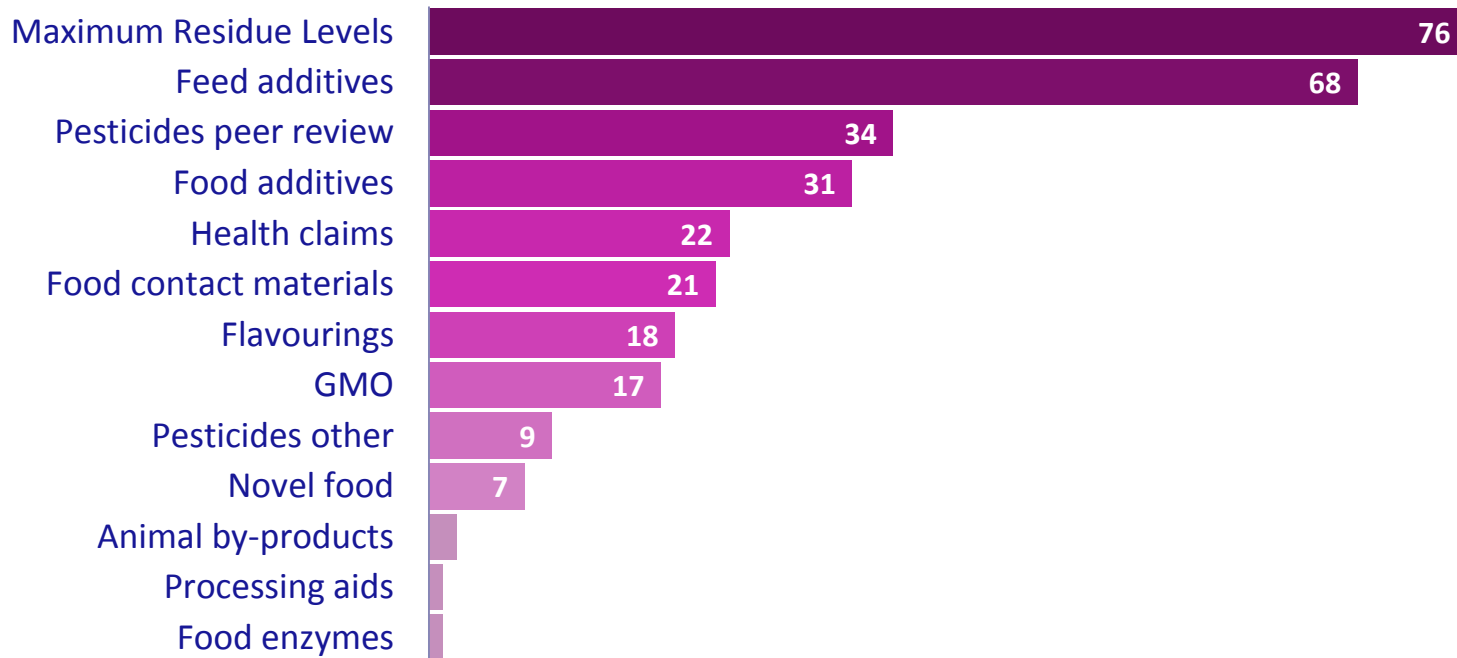
ACTIVITY 2: OVERDUES

Improvement in overdue Increases due to 10 year re-evaluations



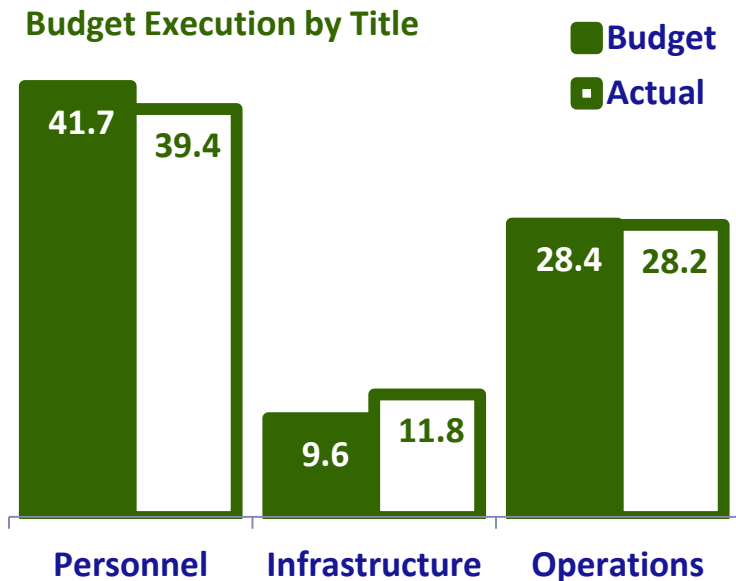
ACTIVITY 2: REGULATED PROJECTS

Scientific Output by Sector

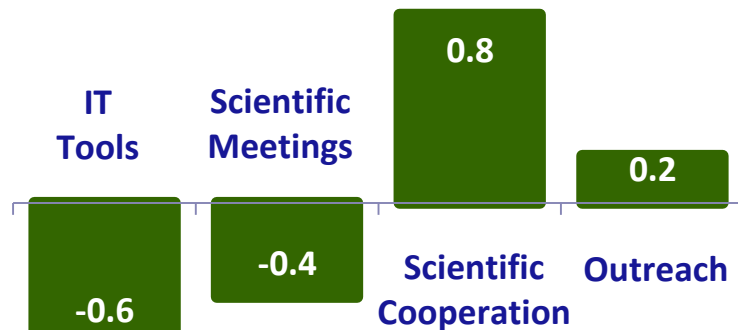


BUDGET EXECUTION BY TITLE

A shift from internal to external focus



Budget transfers in Title III during 2015

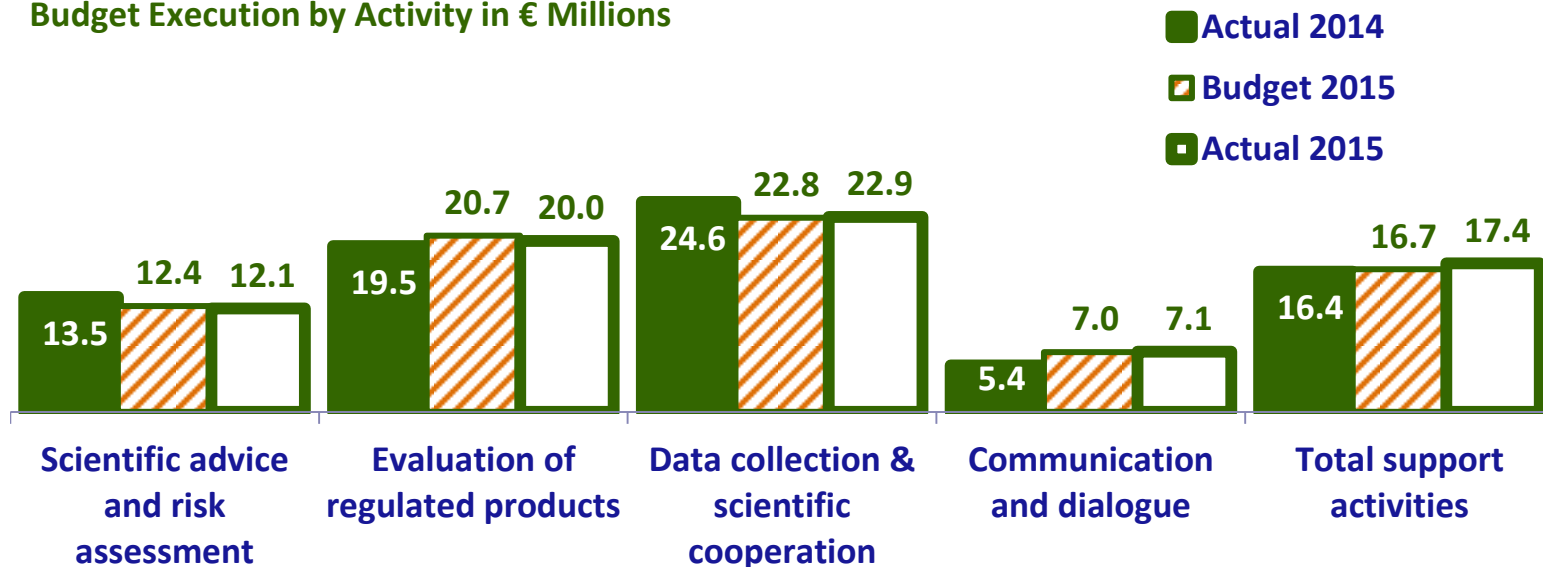


Commitment at 99.81%
Payments at 90.11%

BUDGET EXECUTION BY ACTIVITY

Centralisation of financial and procurement functions drives higher cost re-allocation to A6

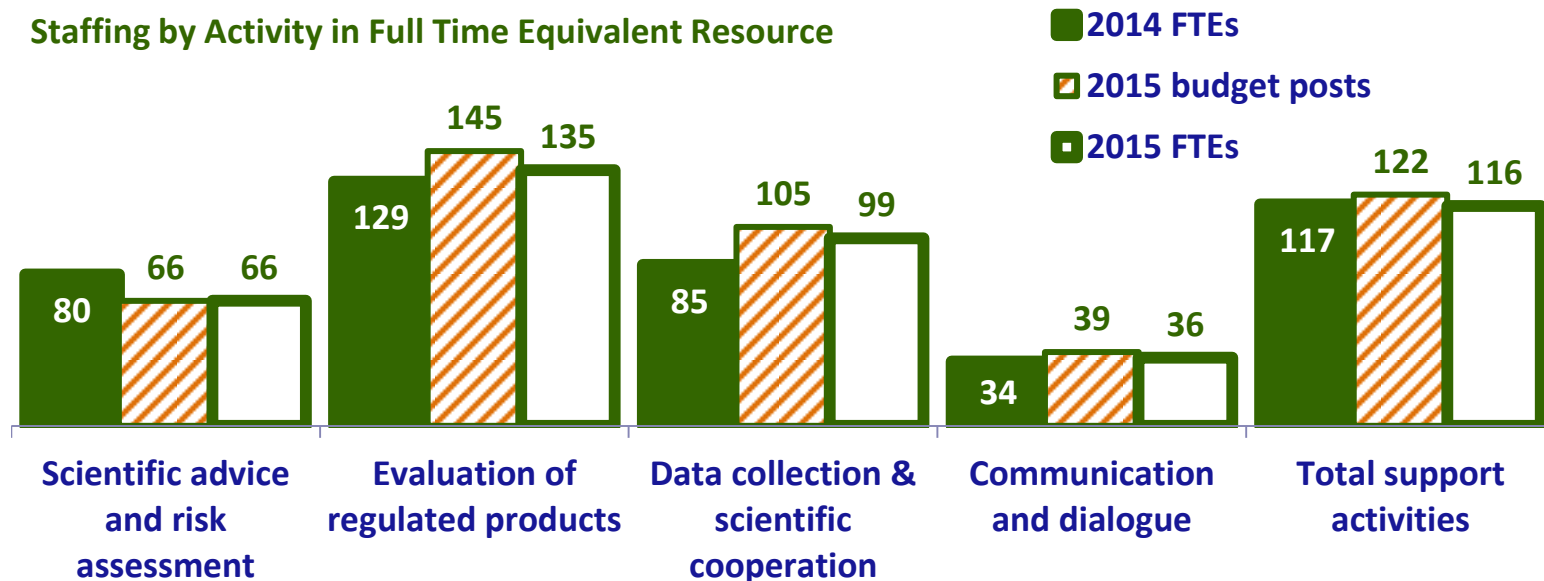
Budget Execution by Activity in € Millions



STAFFING BY ACTIVITY

Operational activities increase 0.3% in staffing

Staffing by Activity in Full Time Equivalent Resource



EFSA'S INDEPENDENCE POLICY

Implementation of DOI rules (in force as of 30 Sep 2014)

Objective	Indicator	Achieved 2015
Ensure full compliance with EFSA policy on Independence	Proportion of experts with approved annual DOI (aDOI) before first meeting invitation	99.80%
	Proportion of experts with approved specific DOIs (sDOI) before participation in an EFSA meeting	99.72%


DoIs Screened	Meeting agenda items scrutinised	Potential conflicts prevented	Staff members leaving EFSA
4591 SDoIs 3016 ADoIs	32.200	SDoIs: 76 agenda items 20 aDoIs rejected	Total: 28 Private sector: 5 Restrictions: 2

INDEPENDENCE

Ensuring full compliance with policy



% ADol approved before invitation



% SDol approved before meeting

3016 ADols

4591 SDols

32 200
meeting agenda items
evaluated

POTENTIAL CONFLICTS PREVENTED (REJECTIONS)

20 ADols

76 agenda items

DEPARTURES

Total: 28

Private sector: 5

Restrictions: 2