



**Interactive Discussion:**  
**Challenges & opportunities regarding welfare of Equidae**  
Yves Van der Stede & Michaela Hempen (EFSA)



A close-up, high-resolution photograph of a horse's head, focusing on the muzzle and nostrils. The horse has a brown coat with a white blaze on its face. The background is dark and out of focus.

# **EFSA'S TOPICS OF INTEREST: PROTECTION OF EQUIDAE**



# CALL FOR EVIDENCE

## TERMS OF REFERENCE


- TOR1: technical report on the most common husbandry systems and current practices for keeping the different categories of *Equidae*.
- • **TOR 2: scientific opinion for at least the species *Equus caballus* and when specified the species *Equus asinus* and their hybrids, for the husbandry practices and hazards listed.**
- TOR 3: assessment of Animal Based Measures collected in slaughterhouses to monitor the level of welfare of *Equidae* in establishments.



# CALL FOR EVIDENCE (1)

## Housing conditions (TOR 2a/b)


- **Space allowance** individually and in relation to group size
- **Group housing practices:**
  - Integration of new horses
  - Consistency of group composition
  - Lying areas / resting behaviour
  - Feeding (easy and hard keepers)



## CALL FOR EVIDENCE (2)

### Data on practices and extent of use (TOR 2c):


- Tail docking
- Hot iron or cold branding
- Caslick's procedure (vulvoplasty)
- Thermocautery of the limbs



## CALL FOR EVIDENCE (3)

### Breeding practices (TOR 2e):

- Minimum age at first breeding
- Maximum number of gestations per mare and minimum inter-gestation period
- Foaling conditions and facilities
- Weaning conditions (age at weaning, procedure)






## CALL FOR EVIDENCE (4)

### Physical activity (TOR 2i):

- Data on age at the start of training
- Max. weight pulling and carrying
- Use of pregnant mares (max. gestation month)
- Max. temperatures
- Max. duration of effort and min. resting time



A photograph showing a person's feet in brown shoes standing on a green mat. The mat is placed on a stack of wooden planks, which is set on a gravel surface. The text "NEXT STEPS" is overlaid in white. A teal curved shape is on the right side of the image.

# NEXT STEPS





# NEXT STEPS & FURTHER ENGAGEMENT FOR AW

## 1. Expression of interest + public meeting

- Set up a pool of SH for regular engagement.
- Present the mandate; discuss its opportunities and challenges.
- Listen to the views of SH as from the start.
- Identify individual contributors to be invited to ad-hoc technical hearings of the EFSA working group.

## 3. Ad-hoc technical hearings

SH who have submitted relevant data or information may be invited as hearing experts in the meetings of the EFSA working group.

## 5. Public webinar

- Present the EFSA opinion.
- Foster the understanding of EFSA's conclusions / recommendations.
- Close the feedback loop with SH by explaining how their input was considered / taken on board in formulating EFSA's opinion.

## 2. Call for evidence

Shortly after the public meeting, EFSA will hold a structured collection of the data/information at SH's hand to support risk assessment. SH input will be made public.

## 4. Targeted Public consultation

EFSA may require additional input on specific parts of the draft opinion. The consultation would target the pool of SH involved in the previous steps. SH input will be made public.

Today

After mandate acceptance

After the public meeting

Throughout the mandate

Before adoption (if needed)

After publication



# RISK ASSESSMENT LOGISTICS

- Access to tool for submitting data
- Call for data - Portalino



# DATA SUBMISSION VIA PORTALINO

**Interested parties are required to use Portalino** to submit documents and datasets, including the corresponding confidentiality requests concerning a call for data/evidence.

The access to Portalino can be requested **on behalf of your organisation** or **as private citizen** by contacting the EFSA's Service Desk [servicedesk@efsa.europa.eu](mailto:servicedesk@efsa.europa.eu) providing the following details:

- **Scope of the submission:** **EFSA-Q-2024-00188** - Call for evidence - Welfare of horses, donkeys and their hybrids
- **Personal details of the user requesting the access:**
  - First name and Last name, Corporate email (should be provided if contributing on behalf of your organisation), Private email (should be provided in case you are contributing on your personal capacity, as private citizen).
- **Organisation details, in case of access requested on behalf of an organisation:**
  - Organisation name, Organisation English name, if relevant Organisation Email

**Important:** the domain of the email address should be linked to your organisation, e.g. john.smith@orgname.com

- Phone number, Billing address (street, city, zip/postal code), Billing Country (the service is free of charges)

**Important:** please check if your organisation is already registered on Connect.EFSA, and if yes specify this in the communication to service desk. **If your organisation is not yet registered on Connect.EFSA, you are required to register and create an account.**



# DATA SUBMISSION VIA PORTALINO

## Useful guidance documents:

- [User guide on Portalino](#): describes the steps to request the access to this portal and provides general guidance on the submission process.
- [Connect.EFSA registration user manual](#): describes the registration process and provides information on the steps to follow. For the purpose of this call, interested parties **do not need to request a pre-submission activities profile**. Please follow the indications identifiable with a blue banner on the left side of the pdf.
- [EFSA's user guide on confidentiality](#): provides instructions on how to submit confidentiality requests using Portalino, see Section D, Chapter 3.

## How to contact EFSA in case of need:

- In case of any technical issues during the registration on Connect.EFSA or the submission of your contribution for this call please contact [servicedesk@efsa.europa.eu](mailto:servicedesk@efsa.europa.eu).
- If you have any question or doubt you can contact EFSA by using the [Ask a Question tool](#). We kindly suggest to put in the subject of the request a reference to this call.

