



EU ACADEMY

EFSA's PILOTING EXPERIENCE

Alejandro Garcia Lopez

THE INITIAL NEEDS - EU ACADEMY SOLUTIONS

Needs

Transparency regulations
Accessibility to training materials
delivered by EFSA to MSs

Good use of resources

Innovation

Low administrative burden

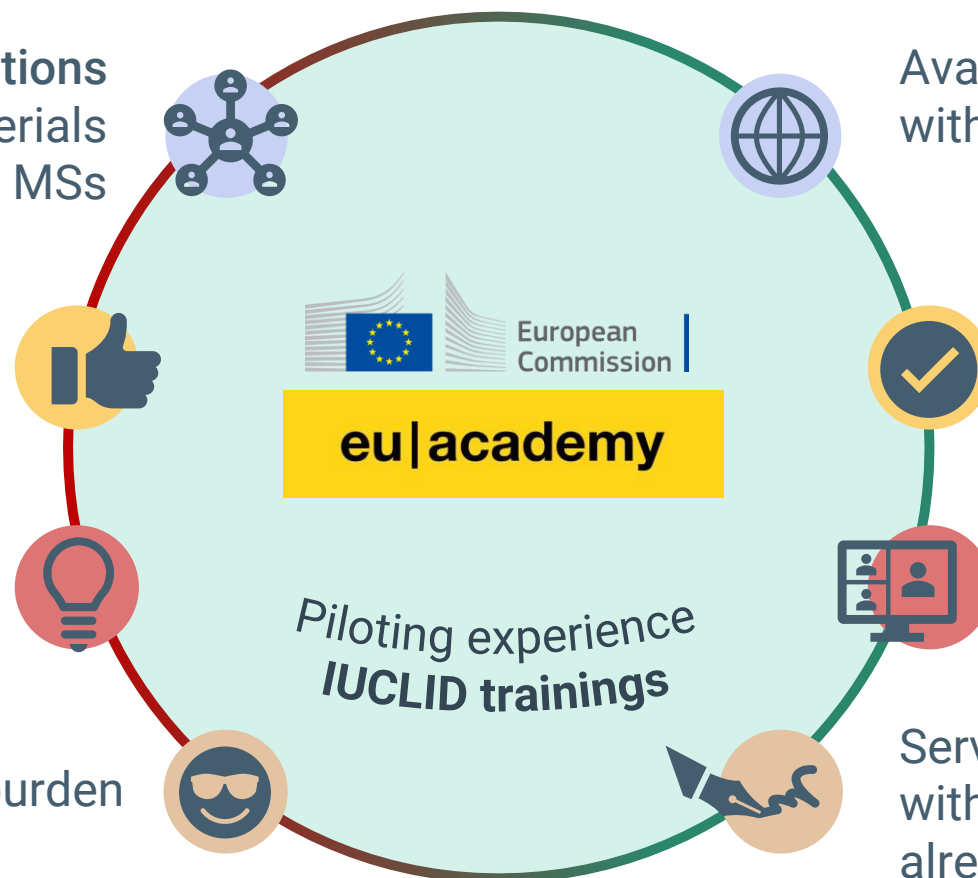
Solutions

Available to EU institutions and
with potential worldwide access

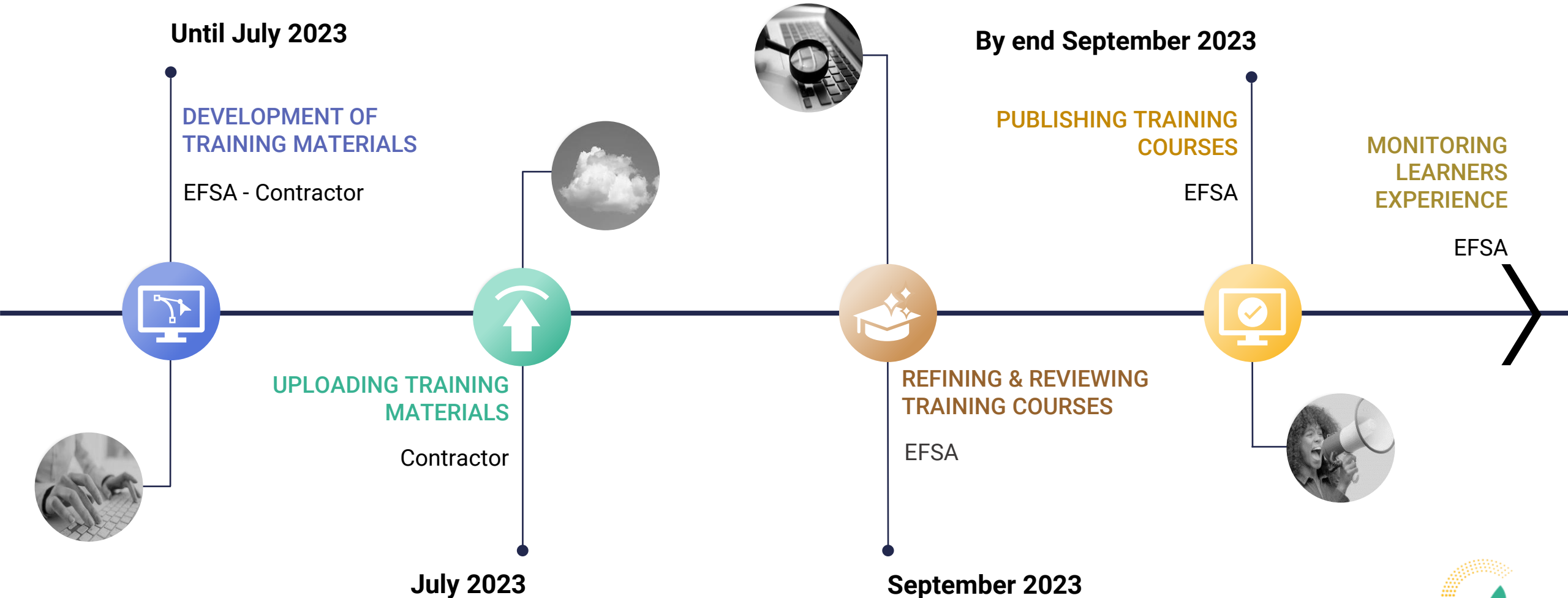
A tool already developed and
ready to be used + Excellent
support from JRC technical
professionals

EU Academy is a modern
digital training platform

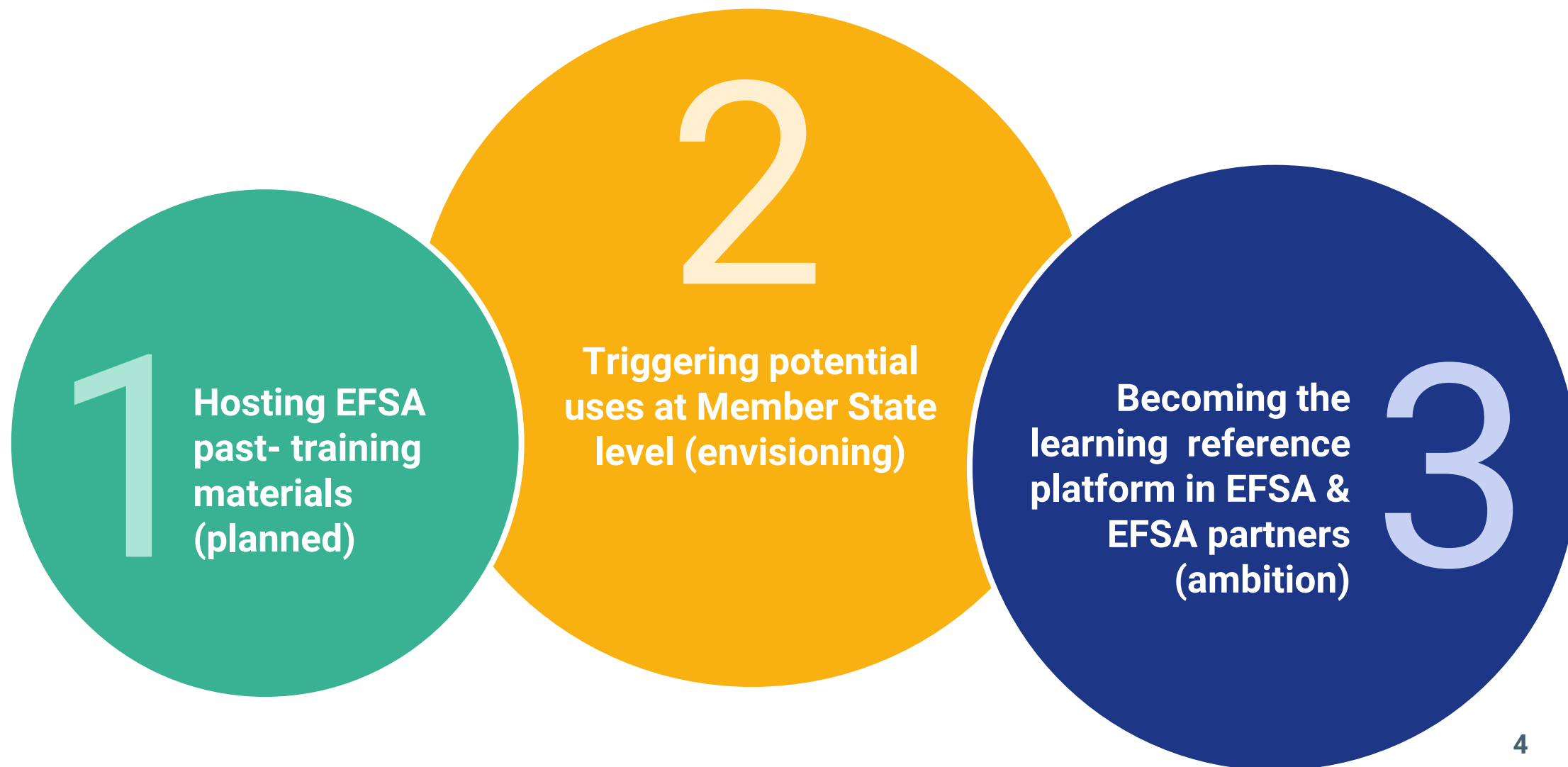
Service Level Agreements
with the JRC - System
already in place



TIMELINE FOR IUCLID TRAININGS



FUTURE SCOPE



THE PLATFORM



European Union

<https://academy.europa.eu/>

eu|academy



 Log in | En v

We offer high quality
educational resources
by the EU institutions

Start learning



THE PLATFORM

eu|academy

Explore by topic ▾

What would you like to learn today?



Alejandro G... ▾

En ▾

Courses ●

Events ●

Media channels ●

Micro-learning ●



agriculture & rural development



employment, trade and the economy



maritime & fisheries



children & youth



food safety & security



migration & integration



cities, urban & regional development



fragility, crisis situations & resilience



nutrition, health & wellbeing



data, digital & technology



gender, inequality & inclusion



public sector leadership, innovation & knowledge sharing



education & capacity building



language & culture



transport & infrastructure



energy, climate change & the environment



law, justice, fundamental and human rights, & democracy


Resume

★★★★★ (0)

Academy curriculum

See all achievements >

Open



food safety & security


IUCLID for Applicants

Resume

★★★★★ (0)



Restricted



food safety & security

IUCLID for Evaluators

Resume

★★★★★ (0)



Self-paced online courses



THE PLATFORM

Course home page

Metadata

Level

Duration
(under development)

Course summary
(schedule)

IUCLID for Applicants

🕒 One day 📖 Beginner

Course details

The course covers key steps in dossier preparation and submission:

- Introduction to ECHA cloud services and IUCLID desktop/server
- IUCLID governance and release schedule
- ECHA accounts and Legal entities
- IUCLID dossiers basic concepts: PPP working contexts and dossier preparation, microorganisms and Table of Contents, datasets, IUCLID documents, making a request for confidentiality and instructions for uploading attachments
- Validation of a dossier and actions in case of unresolved rules Report generator, overview of available reports
- Transparency regulation publication requirement
- Create and export dossier – light dossier export explained
- Submission portal

This is a self-paced online course that includes video tutorials and official guidelines.

Target audience

This course is suitable for applicants and consultants who are preparing regulatory dossiers in IUCLID format for submission to regulatory authorities in Europe. The focus is on Pesticides dossier but much of the content would be relevant in other sections.


Learning objectives

On successful completion of this course you will be able to:

- Select the correct tools for preparing an IUCLID dossier
- Prepare a dossier for submission to regulatory authorities in Europe
- Use the tools available in IUCLID to check, compare, summarise, filter for dissemination and submit

Offered by

EFSA is an agency of the European Union set up in 2002 to serve as an impartial source of scientific advice to risk managers and to communicate on risks associated with the food chain.



Resume



★★★★★ 0 (0)

Bookmark course

Schedule

Welcome

Introduction to ECHA cloud services and IUCLID desktop/server

ECHA accounts and Legal entities

IUCLID PPP dossiers basic concepts

Datasets – product, active substance, other product, other substance

Steps for dossier submission

Tags

food safety and quality



THE PLATFORM

Inside the course page

Several
sections/modules

Activities
(e.g. quizzes)

Resources
(e.g. guidelines, links)

🕒 One day

📶 Beginner

☰ 5 Sections

▶ **Welcome**

▼ **Introduction to ECHA cloud services and IUCLID desktop/server**

📄 IUCLID, governance and release schedule *

📄 Customisation Opportunities of IUCLID 6 for the Management of Chemical Data *

📄 IUCLID distribution (Desktop/server/cloud) *

📄 Overview of ECHA Cloud Services *

📄 How to access ECHA Cloud Services *

📄 ECHA Accounts Manual *

📄 Section completion quiz *

▶ **ECHA accounts and Legal entities ***

▶ **IUCLID PPP dossiers basic concepts ***

▶ **Datasets – product, active substance, other product, other substance ***

Modules

Welcome

Introduction to ECHA cloud ...

ECHA accounts and Legal ...

IUCLID PPP dossiers basic ...

Resume

Resume

Not started

Not started

Interactions

🗨️ Announcements >

🗨️ Announcements >

Resources

📄 Customisation Opportunities o... ⬇

📄 ECHA Accounts Manual ⬇

📄 Guidance on the risk assessm... ⬇

📄 Guidance document for the as... ⬇

📄 IUCLID User Manual ⬇

Rate this course

8



THE PLATFORM

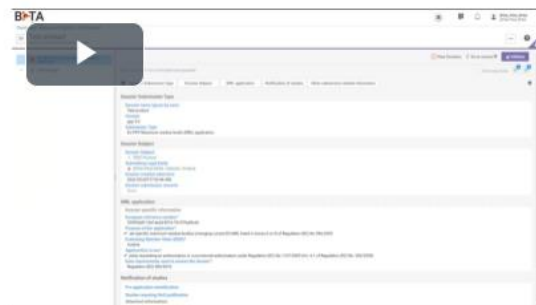
Checking the completeness of a dossier

Before submitting a dossier, it is important to run validation assistant to check the dossier is technically complete. The rules applied included in the Dossier Header, make sure this is completed correctly. It is important to resolve all validation assistant warnings, then the evaluator. If you cannot resolve all the warnings re-run the validation assistant, download the excel file and include in this file the warning and provide this directly to the evaluator. Note missing studies for a specific data requirement/endpoint should be justified relevant endpoint study record.

If the report shows a business rule failure (anything starting with BR, e.g. BR_PPP_033) this will prevent the applicant from successful report shows a validation warning (anything starting with QLT, e.g. QLT_PPP_001) the applicant will be able to submit the dossier to admissibility check.

Information on the applicable validation rules is available [here](#).

Watch the video on validation assistant:



Started on	Tuesday, 5 September 2023, 11:35 AM
State	Finished
Completed on	Tuesday, 12 September 2023, 6:36 PM
Time taken	7 days 7 hours
Grade	3.33 out of 10.00 (33%)

Question 1

Partially correct

Mark 3.33 out of 10.00

Flag question

Edit question

Check the crosswalk files and select the correct section number from the data requirement:

For the active substance dataset "Common name proposed or ISO-accepted and synonyms" is in section **1.1** ✓, "Metabolism, distribution and expression of residues - poultry" is in section **15.10** ✗ and "Fish full life cycle test" is in section **8.1.1.1** ✗.

2.1.1 1.4
6.1 6.2.1
7.5 8.2.2.1

Your answer is partially correct.
You have correctly selected 1.

Quiz Navigation



Finish review

Start a new preview

Finish review

Some examples



THE PLATFORM

DO YOU
WANT TO
EXPLORE
MORE?

Join [this training!](#)

Welcome to the EU Academy

🕒 Less than an hour 📊 Novice

Course details

This is a short course to get you started with your EU Login, the European Commission's user authentication service. The EU Login allows authorised users to access a wide range of Commission web services, including the EU Academy, using a single email address and password. With an EU Login account you will be able to enrol and participate in the courses offered on the EU Academy, including the possibility to interact with other course participants and save your achievements.

Target audience

Anyone who is interested in creating an EU Login account to access the EU Academy and other European Commission web services.

Learning objectives

In this course you will learn how to:

- Create an EU login
- Access the EU Academy



Go to course



★★★★★ 4.1 (560)

Schedule

1. Introduction to the EU Academy
2. EU Login
3. EU Academy authentication



ACKNOWLEDGMENTS & CONTACT

- Raquel Garcia Matas
- Monica Ingeaua
- Gisèle Gizzi

KNOW Capacity Building Team

KNOW

KNOW@efsa.europa.eu

EFSA

efsa.europa.eu/en/contact/askefsa