

**Flavouring Group Evaluation 6, Revision 1 (FGE.06Rev1):
Straight- and branched-chain aliphatic unsaturated primary alcohols,
aldehydes, carboxylic acids, and esters from chemical groups 1 and 4
(Commission Regulation (EC) No 1565/2000 of 18 July 2000)¹**

**Opinion of the Scientific Panel on Food Additives, Flavourings, Processing Aids
and Materials in contact with Food (AFC) on a request from the Commission**

(Question No EFSA-Q-2003-149B)

Adopted on 7 February 2007

PANEL MEMBERS

Fernando Aguilar, Herman Autrup, Susan Barlow, Laurence Castle, Riccardo Crebelli, Wolfgang Dekant, Karl-Heinz Engel, Nathalie Gontard, David Gott, Sandro Grilli, Rainer Gürtler, John Christian Larsen, Catherine Leclercq, Jean-Charles Leblanc, Xavier Malcata, Wim Mennes, Maria Rosaria Milana, Iona Pratt, Ivonne Rietjens*, Paul Tobback, Fidel Toldrá.

SUMMARY

The Scientific Panel on Food Additives, Flavourings, Processing Aids and Materials in Contact with Food (the Panel) is asked to advise the Commission on the implications for human health of chemically defined flavouring substances used in or on foodstuffs in the Member States. In particular, the Scientific Panel is asked to evaluate the 47 flavouring substances in this Flavouring Group Evaluation 6, Revision 1 (FGE.06Rev1), using the procedure as referred to in the Commission Regulation EC No 1565/2000. These 47 flavouring substances belong to chemical groups 1 and 4 of Annex I of the Commission Regulation (EC) No 1565/2000.

The present Flavouring Group Evaluation deals with 47 straight- and branched-chain unsaturated primary alcohols, aldehydes, carboxylic acids and esters.

¹ For citation purposes: Scientific Opinion of the Panel on Food Additives, Flavourings, Processing Aids and Materials in contact with Food (AFC) on a request from the Commission Flavouring Group Evaluation 6, Revision 1 (FGE.06Rev 1): Flavouring Group Evaluation 6, Revision 1 (FGE.06Rev1): Straight- and branched-chain aliphatic unsaturated primary alcohols, aldehydes, carboxylic acids, and esters from chemical groups 1 and 4 (Commission Regulation (EC) No 1565/2000 of 18 July 2000). The EFSA Journal 616, 1-74.

* 1 member of the Panel did not participate in the discussion due to a declared interest. For details see the minutes of the 21th AFC Panel meeting : http://www.efsa.europa.eu/EFSA/ScientificPanels/AFC/efsa_locale-1178620753812_Meetings424.htm

Eight of the 47 flavouring substances possess a chiral centre. For seven of these substances the stereoisomeric composition has not been specified.

Thirty of the substances can exist as geometrical isomers and in 15 of these cases, no indication has been given that one of the possible isomers has preponderance in the commercial flavouring material.

Forty-five of the flavouring substances are classified into structural class I and two are classified into structural class II.

Thirty-eight of the flavouring substances in the present group have been reported to occur naturally in a wide range of food items.

In its evaluation, the Panel as a default used the Maximised Survey-derived Daily Intake (MSDI) approach to estimate the *per capita* intakes of the flavouring substances in Europe. However, when the Panel examined the information provided by the European Flavouring Industry on the use levels in various foods, it appeared obvious that the MSDI approach in a number of cases would grossly underestimate the intake by regular consumers of products flavoured at the use level reported by the Industry, especially in those cases where the annual production values were reported to be small. In consequence, the Panel had reservations about the data on use and use levels provided and the intake estimates obtained by the MSDI approach.

In the absence of more precise information that would enable the Panel to make a more realistic estimate of the intakes of the flavouring substances, the Panel has decided also to perform an estimate of the daily intakes per person using a modified Theoretical Added Maximum Daily Intake (mTAMDI) approach based on the normal use levels reported by Industry. In those cases where the mTAMDI approach indicated that the intake of a flavouring substance might exceed its corresponding threshold of concern, the Panel decided not to carry out a formal safety assessment using the Procedure. In these cases the Panel requires more precise data on use and use levels.

According to the default MSDI approach, the 47 flavouring substances in this group have estimated intakes in Europe from 0.001 to 120 microgram/*capita*/day, which are below the threshold of concern value for both structural class I (1800 microgram/person/day) and structural class II (540 microgram/person/day) substances.

For the substances in this group the available data do not give rise to safety concern with respect to genotoxicity and carcinogenicity.

Forty-six of the flavouring substances are expected to be metabolised to innocuous substances. One flavouring substance (hex-3-enyl 2-ethylbutyrate [FL-no: 09.884]) is not expected to be metabolised to innocuous products as one of its hydrolysis products, 2-ethylbutyric acid [FL-no: 08.045], showed teratogenic potential. However, there is an adequate margin of safety between the no-observed-adverse-effect-level (NOAEL) in a developmental toxicity study on 2-ethylbutyric acid in rats and the estimated level of intake of 2-ethylbutyric acid, based on the MSDI approach.

It was noted that where toxicity data were available they were consistent with the conclusions in the present flavouring group evaluation using the Procedure.

On the basis of the default MSDI approach the Panel concluded that these 47 substances would not give rise to safety concerns at the estimated levels of intake arising from their use as flavouring substances.

When the estimated intakes were based on the mTAMDI approach they ranged from 36 to 40000 microgram/person/day for the 45 of the flavouring substances from structural class I. Thus, the

intakes were all above the threshold of concern for structural class I of 1800 microgram/person/day, except for nine flavouring substances [FL-no: 05.061, 05.082, 05.174, 05.203, 05.217, 05.218, 05.220, 09.937 and 09.939]. The estimated intakes of the two flavouring substances [FL-no: 05.143 and 09.884] assigned to structural class II, based on the mTAMDI, are 1600 and 3900 microgram/person/day, respectively, which are above the threshold of concern for structural class II of 540 microgram/person/day. The nine flavouring substances, which have mTAMDI intake estimates below the threshold of concern for structural class I, are also expected to be metabolised to innocuous products.

Thus, for 38 of the 47 flavouring substances considered in this opinion the intakes, estimated on the basis of the mTAMDI, exceed the relevant threshold for their structural class, to which the flavouring substance has been assigned. Therefore, for these 38 substances more reliable exposure data are required. On the basis of such additional data, these flavouring substances should be reconsidered along the steps of the Procedure. Subsequently, additional data might become necessary.

In order to determine whether this evaluation could be applied to the material of commerce, it is necessary to consider the available specifications:

Adequate specifications including complete purity criteria and identity tests for the materials of commerce have been provided for 44 of the 47 flavouring substances, except that information on geometrical isomerism/chirality is missing for 22 of the substances [FL-no: 02.152, 02.175, 02.222, 02.234, 05.061, 05.082, 05.143, 05.203, 05.217, 05.218, 08.074, 08.102, 09.341, 09.377, 09.612, 09.640, 09.831, 09.871, 09.872, 09.884, 09.885 and 09.938]. For the three substances [FL-no: 09.937, 09.938 and 09.939] identity tests are missing. Thus, the final evaluation of the materials of commerce cannot be performed for 24 substances [FL-no: 02.152, 02.175, 02.222, 02.234, 05.061, 05.082, 05.143, 05.203, 05.217, 05.218, 08.074, 08.102, 09.341, 09.377, 09.612, 09.640, 09.831, 09.871, 09.872, 09.884, 09.885, 09.937, 09.938 and 09.939], pending further information. The remaining 23 substances [FL-no: 02.125, 02.138, 02.170, 02.176, 02.195, 02.201, 05.174, 05.220, 08.100, 09.368, 09.567, 09.569, 09.572, 09.575, 09.638, 09.643, 09.672, 09.673, 09.838, 09.855, 09.897, 09.898 and 09.928] would present no safety concern at the levels of intake estimated on the basis of the MSDI approach.

Key words: Straight-chain, branched-chain, unsaturated, primary alcohols, aldehydes, carboxylic acids, esters, flavourings, safety.

TABLE OF CONTENT

Panel Members	1
Summary	1
Background.....	5
History of the Evaluation	5
Terms of Reference	5
Acknowledgement:.....	6
Assessment	7
1. Presentation of the Substances in Flavouring Group Evaluation 6, Revision 1	7
1.1. Description	7
1.2. Stereoisomers	7
1.3. Natural Occurrence in Food.....	8
2. Specifications	9
3. Intake Data.....	9
3.1. Estimated Daily <i>per Capita</i> Intake (MSDI Approach)	10
3.2. Intake Estimated on the Basis of the Modified TAMDI (mTAMDI).....	10
4. Absorption, Distribution, Metabolism and Elimination	12
5. Application of the Procedure for the Safety Evaluation of Flavouring Substances	13
6. Comparison of the Intake Estimations Based on the MSDI Approach and the mTAMDI Approach	14
7. Considerations of Combined Intakes from Use as Flavouring Substances	16
8. Toxicity.....	17
8.1. Acute Toxicity Studies.....	17
8.2. Subacute, Subchronic, Chronic and Carcinogenicity Studies.....	17
8.3. Developmental / Reproductive Toxicity Studies.....	18
8.4. Genotoxicity Studies.....	18
9. Conclusions	19
Table 1: Specification Summary of the Substances in the Flavouring Group Evaluation 6 Revision 1.....	22
Table 2a: Summary of Safety Evaluation Applying the Procedure	28
Table 2b: Evaluation Status of Hydrolysis Products of Candidate Esters	32
Table 3: Supporting Substances Summary	36
Annex I: Procedure for the Safety Evaluation.....	45
Annex II: Use Levels / mTAMDI.....	47
Annex III: Metabolism.....	51
Annex IV: Toxicity	58
References:	68

BACKGROUND

Regulation (EC) No 2232/96 of the European Parliament and the Council (EC, 1996) lays down a procedure for the establishment of a list of flavouring substances, the use of which will be authorised to the exclusion of all other substances in the EU. In application of that Regulation, a Register of flavouring substances used in or on foodstuffs in the Member States was adopted by Commission Decision 1999/217/EC (EC, 1999a), as last amended by Commission Decision 2006/252/EC (EC, 2006). Each flavouring substance is attributed a FLAVIS-number (FL-number) and all substances are divided into 34 chemical groups. Substances within a group should have some metabolic and biological behaviour in common.

Substances which are listed in the Register are to be evaluated according to the evaluation programme laid down in Commission Regulation (EC) No 1565/2000 (EC, 2000), which is broadly based on the opinion of the Scientific Committee on Food (SCF, 1999). For the submission of data by the manufacturer, deadlines have been established by Commission Regulation (EC) No 622/2002 (EC, 2002b).

The Flavouring Group Evaluation (FGE) is revised to include substances for which data were submitted after the deadline as laid down in Commission Regulation (EC) No 622/2002 (EC, 2002b) and to take into account additional information that has been made available since the first FGE.

The revision also includes newly notified substances belonging to the same chemical groups evaluated in this FGE.

After the completion of the evaluation programme the positive list of flavouring substances for use in or on foods in the EU shall be adopted (Article 5 (1) of Regulation (EC) No 2232/96) (EC, 1996).

HISTORY OF THE EVALUATION

FGE	Opinion adopted by EFSA	Link	No. of candidate substances
FGE.06	7 October 2004	http://www.efsa.eu.int/science/afc/afc_opinions/672_en.html	35
FGE.06Rev1	7 February 2007	http://www.efsa.europa.eu/EFSA/ScientificPanels/AFC/efsa_locale-1178620753812_Opinions425.htm	47

The present revision of FGE.06, FGE.06Rev1, includes the assessment of 12 additional candidate substances [FL-no: 02.125, 02.234, 05.082, 05.203, 05.217, 05.218, 05.220, 08.102, 09.928, 09.937, 09.938, 09.939]. Information on acute toxicity on one of the substances [FL-no: 02.125] is included. Additional information on 19 substances [FL-no: 02.152, 02.170, 02.195, 02.222, 05.061, 08.074, 09.377, 09.567, 09.569, 09.572, 09.575, 09.638, 09.640, 09.643, 09.672, 09.673, 09.831, 09.884 and 09.885] is made available since FGE.06 was published.

TERMS OF REFERENCE

The European Food Safety Authority (EFSA) is requested to carry out a risk assessment on flavouring substances in the Register prior to their authorisation and inclusion in a positive list according to Commission Regulation (EC) No 1565/2000 (EC, 2000). In addition, the Commission

requested EFSA to evaluate newly notified flavouring substances, where possible, before finalising the evaluation programme.

ACKNOWLEDGEMENT:

The Scientific Panel on Food Additives, Flavourings, Processing Aids and Materials in Contact with Food wishes to thank Wilfried Bursch, Ana Claudia Figueiredo (Rapporteur), Henrik Frandsen, Jørn Gry, Harriet Wallin, Karl-Heinz Engel, Vibe Beltoft, Frederikke Bentzen, Karin Nørby and Trine Klein Reffstrup for their contribution to the draft opinion.

ASSESSMENT

1. Presentation of the Substances in Flavouring Group Evaluation 6, Revision 1

1.1. Description

The present Flavouring Group Evaluation 6, Revision 1 (FGE.06Rev1), using the procedure as referred to in the Commission Regulation (EC) No 1565/2000 (the Procedure – shown in schematic form in Annex I), deals with 47 straight- and branched-chain aliphatic unsaturated primary alcohols, aldehydes, carboxylic acids and esters. These 47 flavouring substances (candidate substances) belong to chemical groups 1 and 4 of Annex I of Regulation (EC) No 1565/2000 (EC, 2000).

The 47 flavouring substances under consideration, with their chemical Register name, FLAVIS (FL-), Chemical Abstract Service (CAS-), Council of Europe (CoE-), and Flavor and Extract Manufacturers' Association (FEMA-) numbers, structure and specifications, are listed in Table 1. This group of candidate flavouring substances includes 26 straight or branched-chain esters [FL-no: 09.341, 09.368, 09.377, 09.567, 09.569, 09.572, 09.575, 09.612, 09.638, 09.640, 09.643, 09.672, 09.673, 09.831, 09.838, 09.855, 09.871, 09.872, 09.884, 09.885, 09.897, 09.898, 09.928, 09.937, 09.938 and 09.939], ten straight or branched-chain alcohols [FL-no: 02.125, 02.138, 02.152, 02.170, 02.175, 02.176, 02.195, 02.201, 02.222 and 02.234], eight straight or branched-chain aldehydes [FL-no: 05.061, 05.082, 05.143, 05.174, 05.203, 05.217, 05.218 and 05.220], and three straight or branched-chain carboxylic acids [FL-no: 08.074, 08.100 and 08.102].

The hydrolysis products of the candidate esters are listed in Table 2b.

The 47 candidate substances are structurally related to flavouring substances (supporting substances) evaluated at the 49th, 51st or 61st meetings of the Joint FAO/WHO Expert Committee on Food Additives (the JECFA) (JECFA, 1999b; JECFA, 2000a; JECFA, 2004a). That is, they are structurally related to 26 esters derived from branched-chain terpenoid alcohols and aliphatic acyclic linear and branched-chain carboxylic acids (JECFA, 1998a) or to 44 linear and branched-chain aliphatic, unsaturated, unconjugated alcohols, aldehydes, carboxylic acids and related esters (JECFA, 1999a; JECFA, 2004a), previously evaluated by the JECFA. The names and structures of the 70 supporting substances are listed in Table 3, together with their evaluation status (CoE, 1992; JECFA, 1999b; JECFA, 2000a; JECFA, 2004a; SCF, 1995).

Additional substances evaluated by the JECFA and structurally related to the 70 supporting substances are also taken into consideration in FGE.06Rev1 regarding toxicity and metabolism studies.

1.2. Stereoisomers

It is recognised that geometrical and optical isomers of substances may have different properties. Their flavour may be different, they may have different chemical properties resulting in possible variation of their absorption, distribution, metabolism, elimination and toxicity. Thus information must be provided on the configuration of the flavouring substance, i.e. whether it is one of the geometrical/optical isomers, or a defined mixture of stereoisomers. The available specifications of purity will be considered in order to determine whether the safety evaluation carried out for candidate substances for which stereoisomers may exist can be applied to the material of commerce.

Flavouring substances with different configurations should have individual chemical names and codes (CAS number, FLAVIS number etc.).

Eight of the 47 flavouring substances possess a chiral centre [FL-no: 02.170, 02.175, 05.143, 09.341, 09.612, 09.871, 09.872 and 09.938]. Seven of these substances [FL-no: 02.175, 05.143, 09.341, 09.612, 09.871, 09.872 and 09.938] have been presented without any indication that the commercial flavouring substance has dominance of one or the other enantiomer.

Due to the presence and the position of double bonds, 30 of the 47 substances can exist as geometrical isomers [FL-no: 02.152, 02.195, 02.222, 02.234, 05.061, 05.082, 05.203, 05.217, 05.218, 05.220, 08.074, 08.102, 09.377, 09.567, 09.569, 09.572, 09.575, 09.638, 09.640, 09.643, 09.672, 09.673, 09.831, 09.838, 09.855, 09.884, 09.885, 09.928, 09.937 and 09.939]. The geometrical isomeric form is clear for only 15 substances: [FL-no: 02.195, 05.220, 09.567, 09.569, 09.572, 09.575, 09.638, 09.643, 09.672, 09.673, 09.838, 09.855, 09.928, 09.937 and 09.939]. In the remaining 15 cases [FL-no: 02.152, 02.222, 02.234, 05.061, 05.082, 05.203, 05.217, 05.218, 08.074, 08.102, 09.377, 09.640, 09.831, 09.884, 09.885], no indication has been given that one of the possible isomers has preponderance in the commercial flavouring material (see Table 1). For nine of the flavouring substances [FL-no: 02.152, 02.222, 05.061, 08.074, 09.377, 09.640, 09.831, 09.884, 09.885] Industry has informed that they exist as a “mixture of isomers”. However, the Panel does not consider this information sufficient and requests data on the actual ratios.

1.3. Natural Occurrence in Food

Thirty-eight of the 47 candidate substances have been reported to occur naturally in fruits, essential oils, tea, herbs, mushrooms, beer, wine, beverage, meat, pork fat, cheese and/or butter (TNO, 2000).

Quantitative data on the natural occurrence in food have been reported for 21 of the 38 substances.

These reports include:

- 2-Methylbut-3-en-1-ol [FL-no: 02.175]: up to 1.1 mg/kg in guava fruit
- Hex-4-enyl acetate [FL-no: 09.572]: 1.56 mg/kg (Z-isomer) and <0.05 mg/kg (E-isomer) in banana
- 3-Methylbut-3-en-1-ol [FL-no: 02.176]: 0.001 mg/kg in roasted chicken and up to 0.12 mg/kg in wine
- 4-Methylpent-3-enoic acid [FL-no: 08.100]: 0.32 mg/kg in beer
- 9-Octadecenal [FL-no: 05.203]: 2 mg/kg in roasted chicken
- trans-3-Hexenyl acetate [FL-no: 09.928]: up to 0.05 mg/kg in banana, up to 0.01 mg/kg in guava fruit, up to 0.005 mg/kg in mango and up to 0.01 mg/kg in passiflora
- Methyl (3Z)-hexenoate [FL-no: 09.937]: up to 0.25 mg/kg in guava fruit
- Ethyl (3Z)-hexenoate [FL-no: 09.939]: up to 0.15 mg/kg in passiflora juice

Twenty-six of the 38 candidate substances, which have been reported to occur naturally in food, can exist as geometrical isomers. For six of these 26 flavourings [FL-no: 08.074, 09.567, 09.575, 09.672, 09.673 and 09.885] natural occurrence in food has only been reported for the Z-isomer (TNO, 2000), but the geometrical isomeric form is not clear for [FL-no: 08.074 and 09.885].

According to the Flavour Industry three of the candidate substances [FL-no: 05.061, 05.217 and 05.218] in the present group are of artificial origin and have not been reported to occur naturally in foods (EFFA, 2002d; EFFA, 2004u).

2. Specifications

Purity criteria for the 47 candidate substances have been provided by the Flavour Industry (EFFA, 2002b; EFFA, 2001c; EFFA, 2006c; EFFA, 2004u; Flavour Industry, 2004a).

Judged against the requirements in Annex II of Commission Regulation (EC) No 1565/2000 (EC, 2000), the purity criteria for three of the candidate substances [FL-no: 09.937, 09.938 and 09.939] are insufficient. Otherwise the specifications are adequate for the remaining 44 candidate substances, except that information on stereoisomerism is needed for 22 substances (see Section 1.2 and Table 1).

3. Intake Data

Annual production volumes of the flavouring substances as surveyed by the Industry can be used to calculate the “Maximised Survey-derived Daily Intake” (MSDI) by assuming that the production figure only represents 60 % of the use in food due to underreporting and that 10 % of the total EU population are consumers (SCF, 1999).

However, the Panel noted that due to year-to-year variability in production volumes, to uncertainties in the underreporting correction factor and to uncertainties in the percentage of consumers, the reliability of intake estimates on the basis of the MSDI approach is difficult to assess.

The Panel also noted that in contrast to the generally low *per capita* intake figures estimated on the basis of this MSDI approach, in some cases the regular consumption of products flavoured at use levels reported by the Flavour Industry in the submissions would result in much higher intakes. In such cases, the human exposure thresholds below which exposures are not considered to present a safety concern might be exceeded.

Considering that the MSDI model may underestimate the intake of flavouring substances by certain groups of consumers, the SCF recommended also taking into account the results of other intake assessments (SCF, 1999).

One of the alternatives is the “Theoretical Added Maximum Daily Intake” (TAMDI) approach, which is calculated on the basis of standard portions and upper use levels (SCF, 1995) for flavourable beverages and foods in general, with exceptional levels for particular foods. This method is regarded as a conservative estimate of the actual intake in most consumers because it is based on the assumption that the consumer regularly eats and drinks several food products containing the same flavouring substance at the upper use level.

One option to modify the TAMDI approach is to base the calculation on normal rather than upper use levels of the flavouring substances. This modified approach is less conservative (e.g., it may underestimate the intake of consumers being loyal to products flavoured at the maximum use levels reported) (EC, 2000). However, it is considered as a suitable tool to screen and prioritise the flavouring substances according to the need for refined intake data (EFSA, 2004a).

3.1. Estimated Daily per Capita Intake (MSDI Approach)

The Maximised Survey-derived Daily Intake (MSDI (SCF, 1999)) data are derived from surveys on annual production volumes in Europe. These surveys were conducted in 1995 by the International Organization of the Flavour Industry, in which flavour manufacturers reported the total amount of each flavouring substance incorporated into food sold in the EU during the previous year (IOFI, 1995). The intake approach does not consider the possible natural occurrence in food.

Average *per capita* intake (MSDI) is estimated on the assumption that the amount added to food is consumed by 10 % of the EU population² (Eurostat, 1998). This is derived for candidate substances from estimates of annual volume of production provided by Industry and incorporates a correction factor of 0.6 to allow for incomplete reporting (60 %) in the Industry surveys (SCF, 1999).

In the present Flavouring Group Evaluation (FGE.06Rev1) the total annual volume of production of the 47 candidate substances from use as flavouring substances in Europe has been reported to be approximately 2200 kg (EFFA, 2002c; EFFA, 2001c; EFFA, 2006d; EFFA, 2004v; Flavour Industry, 2004a). For 66 of the 70 supporting substances the total annual volume of production is approximately 52000 kg (JECFA, 1999b; JECFA, 2000a; EFFA, 2002c). The annual volumes of production in Europe for four of the substances [FL-no: 02.110, 08.059, 09.141, and 09.646] were not reported.

On the basis of the annual volume of production reported for the 47 candidate substances, MSDI values for each of these flavourings have been estimated (Table 2a).

About 94 % of the total annual volume of production for the candidate substances is accounted for by two flavourings methyl (3Z)-hexenoate [FL-no: 09.937] and ethyl (3Z)-hexenoate [FL-no: 09.939].

The estimated MSDI values of methyl (3Z)-hexenoate and of ethyl (3Z)-hexenoate from use as flavouring substances are 120 microgram/*capita*/day. For all the remaining candidate substances the estimated daily *per capita* intakes are below 2 microgram (Table 2a).

3.2. Intake Estimated on the Basis of the Modified TAMDI (mTAMDI)

The method for calculation of modified Theoretical Added Maximum Daily Intake (mTAMDI) values is based on the approach used by SCF up to 1995 (SCF, 1995).

The assumption is that a person may consume a certain amount of flavourable foods and beverages per day.

For the present evaluation of the 47 candidate substances, information on food categories and normal and maximum use levels^{3,4,5} were submitted by the Flavour Industry (EFFA, 2002a; EFFA, 2001c; EFFA, 2006d; EFFA, 2004v; Flavour Industry, 2004a; EFFA, 2007a). The 47 candidate substances are used in flavoured food products divided into the food categories, outlined in Annex

² EU figure 375 millions. This figure relates to EU population at the time for which production data are available, and is consistent (comparable) with evaluations conducted prior to the enlargement of the EU. No production data are available for the enlarged EU.

³ "Normal use" is defined as the average of reported usages and "maximum use" is defined as the 95th percentile of reported usages (EFFA, 2002i)

⁴ The normal and maximum use levels in different food categories (EC, 2000) have been extrapolated from figures derived from 12 model flavouring substances (EFFA, 2004e).

⁵ The use levels from food category 5 "Confectionery" have been inserted as default values for food category 14.2 "Alcoholic beverages" for substances for which no data have been given for food category 14.2 (EFFA, 2007a).

III of the Commission Regulation (EC) No 1565/2000 (EC, 2000), as shown in Table 3.1. For the present calculation of mTAMDI, the reported normal use levels were used. In the case where different normal use levels were reported for different food categories the highest reported normal use level was used.

Food category	Description	Flavourings used
Category 1	Dairy products, excluding products of category 2	All 47 except [FL-no: 02.125]
Category 2	Fats and oils, and fat emulsions (type water-in-oil)	All 47 except [FL-no: 02.125, 05.220]
Category 3	Edible ices, including sherbet and sorbet	All 47
Category 4.1	Processed fruits	All 47 except [FL-no: 02.125]
Category 4.2	Processed vegetables (incl. mushrooms & fungi, roots & tubers, pulses and legumes), and nuts & seeds	Only [FL-no: 09.928, 09.937, 09.938, 09.939]
Category 5	Confectionery	All 47
Category 6	Cereals and cereal products, incl. flours & starches from roots & tubers, pulses & legumes, excluding bakery	All 47 except [FL-no: 02.125, 02.234]
Category 7	Bakery wares	All 47 except [FL-no: 02.125]
Category 8	Meat and meat products, including poultry and game	All 47 except [FL-no: 02.125, 05.220]
Category 9	Fish and fish products, including molluscs, crustaceans and echinoderms (MCE)	All 47 except [FL-no: 02.125, 05.220]
Category 10	Eggs and egg products	None
Category 11	Sweeteners, including honey	None
Category 12	Salts, spices, soups, sauces, salads, protein products etc.	All 47 except [FL-no: 02.125, 05.143, 05.220]
Category 13	Foodstuffs intended for particular nutritional uses.	All 47 except [FL-no: 02.125, 05.143, 05.220, 09.937, 09.938, 09.939]
Category 14.1	Non-alcoholic ("soft") beverages, excl. dairy products	All 47
Category 14.2	Alcoholic beverages, incl. alcohol-free and low-alcoholic counterparts	All 47
Category 15	Ready-to-eat savouries	All 47 except [FL-no: 02.125]
Category 16	Composite foods (e.g. casseroles, meat pies, mincemeat) - foods that could not be placed in categories 1 - 15	All 47 except [FL-no: 02.125, 05.220]

According to the Flavour Industry the normal use levels for the 47 candidate substances are in the range of 0.02 – 100 mg/kg food, and the maximum use levels are in the range of 0.1 to 500 mg/kg (EFFA, 2002a; EFFA, 2001c; EFFA, 2006d; EFFA, 2004v; Flavour Industry, 2004a; EFFA, 2007a).

The mTAMDI values for the 45 candidate substances from structural class I (see Section 5) range from 36 to 40000 microgram/person/day. For the remaining two candidate substances from structural class II the mTAMDI range from 1600 to 3900 microgram/person/day.

For detailed information on use levels and intake estimations based on the mTAMDI approach, see Section 6 and Annex II.

4. Absorption, Distribution, Metabolism and Elimination

Specific information regarding absorption, distribution, metabolism and excretion is not available for any of the candidate substances.

The aliphatic alcohols, aldehydes, and carboxylic acids in the present flavouring group are all expected to be absorbed from the gastrointestinal tract. Aliphatic esters are expected to be hydrolysed in the gut to yield the corresponding alcohols and carboxylic acids prior to absorption, or in the liver following absorption.

In general, short chain (< C8) linear and branched-chain aliphatic esters, alcohols, aldehydes and carboxylic acids are rapidly absorbed from the gastrointestinal tract. Long-chain carboxylic acids, such as linoleic acid and oleic acid, are readily absorbed from micelles in the jejunum, re-esterified with glycerol in chylomicrons and transported via the lymphatic system.

In vitro hydrolysis data from studies with esters structurally related to the candidate substances indicate that the esters included in this evaluation are hydrolysed to yield the corresponding alcohols and carboxylic acids in the gut prior to absorption or in the blood and liver following absorption.

Candidate alcohols are oxidized to their corresponding carboxylic acids via aldehydes. Candidate aldehydes are oxidized to their corresponding carboxylic acids. In general, the carboxylic acids included in the present flavouring group or resulting from the hydrolysis of esters or oxidation of alcohols and aldehydes are expected to complete their metabolism in the fatty acid pathway or tricarboxylic acid cycle.

Branched-chain carboxylic acids resulting from ester hydrolysis, alcohol or aldehyde oxidation may be metabolised via omega- and/or beta-oxidation to yield polar metabolites, which are excreted as such or as glucuronic acid conjugates, primarily in the urine. The two terpene alcohols resulting from the hydrolysis of four of the candidate esters included in the present flavouring group are expected to undergo omega-oxidation and excretion as such or after conjugation with glucuronic acid.

The hydrolysis of the candidate substance hex-3-enyl 2-ethylbutyrate [FL-no: 09.884] generates 2-ethylbutyric acid [FL-no: 08.045], which is resistant to beta-oxidation and has shown teratogenic potential (see Section 8.3). Although 2-ethylbutyric acid can be further conjugated with glucuronic acid or undergo omega-oxidation (Annex III) the candidate substance [FL-no: 09.884] cannot be anticipated to be metabolised to innocuous products.

Terminal double bonds appear in eleven candidate substances [FL-no: 02.125, 02.138, 02.170, 02.175, 02.176, 02.201, 05.143, 05.174, 09.612, 09.897, and 09.898]. Of these, six are alcohols [FL-no: 02.125, 02.138, 02.170, 02.175, 02.176, and 02.201], two are aldehydes [FL-no: 05.143 and 05.174], and three are esters [FL-no: 09.612, 09.897, and 09.898]. Although theoretically, these double bonds may be oxidised to give reactive epoxides, it is expected that for these candidate substances, the metabolism via this pathway is negligible. The terminal double bonds are all present in molecules that have alcohol- or aldehyde functions at the end distal from the double bond. The alcohol- and aldehyde functions are expected to be readily attacked by oxidation processes, ultimately yielding unsaturated carboxylic acids, and also hydrolysis of the esters would yield the unsaturated alcohols. Biochemical attack of these carboxylic acids via e.g. beta-oxidation or conjugation with glucuronic acid is expected to be much more efficient and rapid than microsomal oxidation.

In summary, it is generally anticipated that the candidate esters will undergo hydrolysis in the gastrointestinal tract, blood and liver to yield their corresponding aliphatic alcohols and carboxylic acids. Alcohols and aldehydes are oxidised to the corresponding carboxylic acids. The carboxylic acids will proceed their metabolism in the fatty acid pathway, tricarboxylic acid cycle, or undergo further oxidation and excretion as such or after glucuronic acid conjugation. Except for one candidate substance hex-3-enyl 2-ethylbutyrate [FL-no: 09.884], all the candidate substances can be anticipated to be metabolised to innocuous products.

A more detailed discussion follows in the Annex III on hydrolysis of linear and branched-chain esters, metabolism of linear saturated/unsaturated primary alcohols, aldehydes and carboxylic acids, and branched-chain unsaturated primary alcohols, aldehydes and carboxylic acids.

5. Application of the Procedure for the Safety Evaluation of Flavouring Substances

The application of the Procedure is based on intakes estimated on the basis of the MSDI approach. Where, the mTAMDI approach indicates that the intake of a flavouring substance might exceed its corresponding threshold of concern, a formal safety assessment is not carried out using the Procedure. In these cases the Panel requires more precise data on use and use levels. For comparison of the intake estimations based on the MSDI approach and the mTAMDI approach, see Section 6.

For the safety evaluation of the 47 candidate substances from chemical groups 1 and 4 the Procedure as outlined in Annex I was applied. The stepwise evaluations of the 47 substances are summarised in Table 2a.

Step 1

All candidate substances are classified according to the decision tree approach by Cramer et al. (Cramer et al., 1978) into structural class I, except two ([FL-no: 05.143 and 09.884]), which are classified into structural class II.

Step 2

All candidate substances but one are expected to be metabolised into innocuous products. The one remaining substance, hex-3-enyl 2-ethylbutyrate [FL-no: 09.884], will be hydrolysed to give 2-ethylbutyric acid [FL-no: 08.045], which showed teratogenic potential in one mouse subcutaneous single-dose study, and is structurally related to valproic acid, which is a known teratogen. (see Section 8.3).

Accordingly, except for [FL-no: 09.884], all other flavouring substances (i.e. 46 substances) in the present flavouring group proceed via the A-side of the Procedure scheme (Annex I).

The candidate substance [FL-no: 09.884] can, after hydrolysis, generate a potential teratogenic metabolite (2-ethylbutyric acid). Although this hydrolysis product is expected to be metabolised e.g. via conjugation with glucuronic acid or omega oxidation, it cannot be excluded that adverse effects might be elicited, and therefore [FL-no: 09.884] proceeds via the B-side of the Procedure scheme (Annex I).

Step A3

Forty-five of the 46 candidate substances proceeding via the A-side have been assigned to structural class I and have estimated European daily *per capita* intakes (MSDI) ranging from 0.001 to 120 microgram (Table 2a). These intakes are below the threshold of concern of 1800 microgram/person/day for structural class I substances.

One of these 46 candidate substances proceeding via the A-side, [FL-no: 05.143], has been assigned to structural class II and has an estimated European daily *per capita* intake (MSDI) of 0.1 microgram (Table 2a). This intake is below the threshold of concern of 540 microgram/person/day for structural class II.

For these 46 candidate substances the conditions of use do not result in an intake greater than the threshold of concern for the respective structural classes.

Based on results of the safety evaluation sequence these 46 candidate substances proceeding via the A-side of the Procedure do not pose a safety concern when used as flavouring substances at estimated levels of intake, based on the MSDI approach.

Step B3

This step is only relevant for [FL-no: 09.884] for which the estimated European daily *per capita* Intake (MSDI) is 0.58 microgram, which is far less than the threshold of concern for its structural class (i.e. 540 microgram/person/day for class II). Accordingly, this candidate substance proceed to step B4 of the Procedure.

Step B4

The teratogenic activity of 2-ethylbutyric acid, a hydrolysis product of hex-3-enyl 2-ethylbutyrate [FL-no: 09.884], has been described in a single-dose study after subcutaneous administration of 600 mg/kg body weight (bw) of 2-ethylbutyric acid to pregnant mice. Further, it should be taken into account that 2-ethylbutyric acid is structurally related to valproic acid, which is a well-known teratogen.

In a study in which 2-ethylbutyric acid was administered by gavage to pregnant rats once daily on gestation days 6 to 15, at dose levels of 0, 150, or 200 mg/kg bw/day, a NOAEL of 200 mg/kg bw/day for the teratogenic activity of 2-ethylbutyric acid could be derived.

The estimated daily *per capita* intake (MSDI) of the candidate substance is 0.58 microgram corresponding to approximately 0.005 microgram 2-ethylbutyric acid/kg bw/day at a body weight of 60 kg. This intake is more than 4×10^7 lower than the NOAEL for teratogenicity.

Based on the results of the safety evaluation sequence (Annex I), this candidate substance [FL-no: 09.884] does not pose a safety concern, including for teratogenicity, at the estimated level of intake, based on the MSDI approach.

6. Comparison of the Intake Estimations Based on the MSDI Approach and the mTAMDI Approach

The estimated intakes for 45 of the candidate substances in structural class I based on the mTAMDI range from 36 to 40000 microgram/person/day. For nine of the substances [FL-no: 05.061, 05.082, 05.174, 05.203, 05.217, 05.218, 05.220, 09.937 and 09.939] the mTAMDI is below the threshold of

concern of 1800 microgram/person/day. For 38 of the candidate substances the mTAMDI is above the threshold of concern. For comparison of the intake estimates based on the MSDI approach and the mTAMDI approach see Table 6.1.

The estimated intakes of the two substances [FL-no: 05.143 and 09.884] assigned to structural class II, based on the mTAMDI are 1600 and 3900 microgram/person/day, respectively, which is above the threshold of concern for structural class II substances of 540 microgram/person/day. For comparison of the MSDI- and mTAMDI-values see Table 6.1.

Thus, for 38 of the 47 candidate substances further information is required. This would include more reliable intake data and where required additional toxicity data.

Table 6.1 Estimated intakes based on the MSDI approach and the mTAMDI approach					
FL-no	EU Register name	MSDI ($\mu\text{g}/\text{capita}/\text{day}$)	mTAMDI ($\mu\text{g}/\text{person}/\text{day}$)	Structural class	Threshold of concern ($\mu\text{g}/\text{person}/\text{day}$)
02.125	Undec-10-en-1-ol	0.37	3900	Class I	1800
02.138	Dec-9-en-1-ol	0.15	3900	Class I	1800
02.152	Hept-3-en-1-ol	0.012	3900	Class I	1800
02.170	Lavandulol	0.012	3900	Class I	1800
02.175	2-Methylbut-3-en-1-ol	1.4	3900	Class I	1800
02.176	3-Methylbut-3-en-1-ol	0.13	3900	Class I	1800
02.195	Octa-3,5-dien-1-ol	0.061	3900	Class I	1800
02.201	Pent-4-en-1-ol	0.012	3900	Class I	1800
02.222	3-Pentenol-1	0.5	3900	Class I	1800
02.234	3-Nonen-1-ol	0.011	3900	Class I	1800
05.061	Oct-6-enal	0.0012	1600	Class I	1800
05.082	Dodeca-3,6-dienal	0.011	1600	Class I	1800
05.174	Pent-4-enal	0.11	1600	Class I	1800
05.203	9-Octadecenal	0.0097	1600	Class I	1800
05.217	5-Decenal	0.11	1600	Class I	1800
05.218	16-Octadecenal	0.011	1600	Class I	1800
05.220	4Z-Dodecenal	1.2	36	Class I	1800
08.074	Dec-3-enoic acid	0.19	3200	Class I	1800
08.100	4-Methylpent-3-enoic acid	1.8	3200	Class I	1800
08.102	Non-3-enoic acid	0.011	3200	Class I	1800
09.341	Citronellyl hexanoate	0.97	3900	Class I	1800
09.368	Ethyl 4-methylpent-3-enoate	0.12	3900	Class I	1800
09.377	Ethyl oct-3-enoate	0.35	3900	Class I	1800
09.567	Hex-3-enyl decanoate	0.0024	3900	Class I	1800
09.569	Hex-3-enyl octanoate	0.49	3900	Class I	1800
09.572	Hex-4-enyl acetate	0.0012	3900	Class I	1800
09.575	3-Hexenyl heptanoate	0.61	3900	Class I	1800
09.612	Lavandulyl acetate	0.012	3900	Class I	1800
09.638	Methyl dec-4-enoate	0.0012	3900	Class I	1800
09.640	Methyl deca-4,8-dienoate	0.012	3900	Class I	1800
09.643	Methyl geranate	0.95	3900	Class I	1800
09.672	Non-3-enyl acetate	0.012	3900	Class I	1800
09.673	Non-6-enyl acetate	0.12	3900	Class I	1800
09.831	Ethyl 3,7-dimethyl-2,6-octadienoate	0.61	3900	Class I	1800
09.838	3-Hexenyl methyl carbonate	0.012	3900	Class I	1800
09.855	trans-3-Hexenyl hexanoate	0.21	3900	Class I	1800
09.871	Citronellyl decanoate	0.12	3900	Class I	1800
09.872	Citronellyl dodecanoate	0.061	3900	Class I	1800
09.885	Hex-3-enyl hexadecanoate	0.049	3900	Class I	1800
09.897	3-Methylbut-3-en-1-yl butyrate	0.012	3900	Class I	1800

Table 6.1 Estimated intakes based on the MSDI approach and the mTAMDI approach

FL-no	EU Register name	MSDI (µg/capita/day)	mTAMDI (µg/person/day)	Structural class	Threshold of concern (µg/person/day)
09.898	3-Methylbut-3-en-1-yl hexanoate	0.012	3900	Class I	1800
09.928	trans-3-Hexenyl acetate	1.8	3900	Class I	1800
09.937	Methyl (3Z)-hexenoate	120	800	Class I	1800
09.938	6-Methyl-5-hepten-2-yl acetate	1.2	40000	Class I	1800
09.939	Ethyl (3Z)-hexenoate	120	800	Class I	1800
05.143	2,5-Dimethyl-2-vinylhex-4-enal	0.12	1600	Class II	540
09.884	Hex-3-enyl-2-ethylbutyrate	0.58	3900	Class II	540

7. Considerations of Combined Intakes from Use as Flavouring Substances

Because of structural similarities of candidate and supporting substances, it can be anticipated that many of the flavourings are metabolised through the same metabolic pathways and that the metabolites may affect the same target organs. Further, in case of combined exposure to structurally related flavourings, the pathways could be overloaded. Therefore, combined intake should be considered. As flavourings not included in this Flavouring Group Evaluation may also be metabolised through the same pathways, the combined intake estimates presented here are only preliminary. Currently, the combined intake estimates are only based on MSDI exposure estimates, although it is recognised that this may lead to underestimation of exposure. After completion of all FGEs, this issue should be readdressed.

The estimated combined daily *per capita* intake of structurally related flavourings is estimated by summing the MSDI for individual substances.

On the basis of the reported annual volume of production in Europe (EFFA, 2002c; EFFA, 2001e; EFFA, 2006c; EFFA, 2004u; Flavour Industry, 2004a), the combined estimated daily *per capita* intake as flavouring of the 45 candidate substances assigned to structural class I is approximately 255 microgram, which does not exceed the threshold of concern for the structural class of 1800 microgram/person/day.

For the two candidate substances assigned to structural class II the combined estimated daily *per capita* intake is 0.7 microgram, which does not exceed the threshold of concern for structural class II of 540 microgram/person/day.

The candidate substance hex-3-enyl 2-ethylbutyrate [FL-no: 09.884] can be hydrolysed to the potential teratogenic substance 2-ethylbutyric acid (and hex-3-en-1-ol). No other candidate substances, but one supporting substance, geranyl 2-ethylbutyrate [FL-no: 09.515], can be hydrolysed to 2-ethylbutyric acid (and geraniol). The estimated combined intake of these two substances corresponds to 0.5 microgram 2-ethylbutyric acid/capita/day. This combined intake corresponds to 0.01 microgram 2-ethylbutyric acid/kg bw/day, which is more than 2×10^7 lower than the NOAEL of 200 mg/kg bw/day for teratogenicity of 2-ethylbutyric acid in the rat (Narotsky et al., 1994). Therefore, it can be concluded that the combined intake of hex-3-enyl 2-ethylbutyrate [FL-no: 09.884] and geranyl 2-ethylbutyrate [FL-no: 09.515] does not pose a safety concern with respect to teratogenicity when used as flavouring substances at their estimated level of intakes, based on the MSDI approach.

The 47 candidate substances are structurally related to 70 supporting substances evaluated by the JEFCA at its 49th (JECFA, 1998a), 51st (JECFA, 1999a), and 61st meeting (JECFA, 2004b). The

production volumes of some of the 70 supporting substances were much higher than for the candidate substances. It was noted that the estimated combined intake (in Europe) is approximately 6400 microgram/*capita*/day for 66 of the substances, all belonging to structural class I. The estimated levels of intake in Europe were not reported for four of the supporting substances [FL-no: 02.110, 08.059, 09.141 and 09.646]. The total combined intake of the candidate and supporting substances is 6700 microgram/*capita*/day, which exceeds the threshold of concern for a compound belonging to structural class I. However, at the level of exposure resulting from the use as flavourings, all the candidate and supporting substances are expected to be efficiently metabolised and would not be expected to saturate the metabolic pathways. For these reasons and in the light of toxicological data on supporting substances (Annex IV), the total combined intake of these substances would not be expected to be of safety concern.

8. Toxicity

8.1. Acute Toxicity Studies

Data are available for four of the candidate substances and 42 supporting and structurally related substances. A few of these flavouring substances have oral LD50 values in mice and rats between 600 and 3000 mg/kg body weight (bw) but most have LD50 values higher than 5000 mg/kg bw, indicating low oral acute toxicity of the candidate substances in the present group.

The acute toxicity data are summarised in Annex IV, Table IV.1.

8.2. Subacute, Subchronic, Chronic and Carcinogenicity Studies

No subacute, subchronic, chronic nor carcinogenicity studies are available on the candidate substances.

Twelve supporting substances were tested for subacute/subchronic toxicity and/or chronic toxicity, see Annex IV, Table IV.2.

Three mouse carcinogenicity studies were performed with oleic acid [FL-no: 08:013] or oleic acid/linoleic acid mixture [FL-no: 08.013/08.041] (El-Khatib & Cora, 1981; Szepeswol & Boschetti, 1975; Szepeswol, 1978) and two carcinogenicity studies were performed with citronellyl acetate/geranyl acetate mixture [FL-no: 09.012 / 09.011] in mice and rats (NTP, 1987a).

The Panel noted the data provided on oleic acid [FL-no: 08.013] as a supporting substance. The former EU Scientific Committee on Food allocated in 1991 an ADI “not specified” to fatty acids, including oleic acid (CEC, 1991). High intakes of fatty acids may stimulate tumour development in the gastro-intestinal tract due to promoter activity, which can be considered as a threshold event (Zhang et al., 1996; Reddy, 1995; Liu et al., 2001; Reddy, 1992). In addition, apart from aneuploidy (threshold genotoxic event), no other genotoxic effects with oleic acid were observed. The Panel concludes, that the carcinogenicity of the oleic acid or linoleic acid/oleic acid mixture, if any, is not relevant with respect to assessment of the candidate substances in this group.

A mixture of 29 % citronellyl acetate and 71 % geranyl acetate [FL-no: 09.012/09.011] was tested in rats and mice at dose levels of 0, 1000, and 2000 mg/kg bw/day (rats) or 0, 500, and 1000 mg/kg bw/day (mice) via gavage (NTP, 1987a). These studies showed an increase of kidney tubular cell adenomas in low dose male rats, 2/50 (4 %), but 0/50 in controls and highest dose male rats. For skin squamous cell papillomas there was an increase 4/50 (8 %) in low dose male rats, but 0/50 in controls and 1/50 in highest dose male rats. The increased tumor incidence was observed in low

dose male rats and not in mice and in female rats. The authors concluded that “under the conditions of these studies, geranyl acetate was not carcinogenic for F344/N rats or B6C3F₁ mice of either sex; however, the reduced survival observed in high dose male rats, high dose male mice, and high and low dose female mice lowered the sensitivities of these studies for detecting neoplastic responders in these groups. In male rats the marginal increases of squamous cell papillomas of the skin and tubular cell adenomas of the kidney may have been related to administration of geranyl acetate” (NTP, 1987a). Further, geranyl acetate, the main component of the mixture tested, was not genotoxic in a set of *in vitro* and *in vivo* tests (see Section 8.4). There were no genotoxicity studies available on citronellyl acetate.

The Panel concurs the conclusions of the peer reviewed NTP study that geranyl acetate was not carcinogenic.

8.3. Developmental / Reproductive Toxicity Studies

No adequate developmental and reproductive toxicity studies are available for any candidate substances for the present flavouring group evaluation (see Table IV.3).

Two studies on developmental toxicity are available on a hydrolysis product, 2-ethylbutyric acid, of the candidate substance hex-3-enyl 2-ethylbutyrate [FL-no: 09.884]. Nau and Loescher (1986) studied valproic acid, and a number of metabolites of valproic acid, as well as other related substances including 2-ethylbutyric acid [FL-no: 08.045]. The substances were tested with regard to their teratogenicity in mouse following single subcutaneous injections of 600 mg/kg on day 8 of gestation. Valproic acid as well as 4-en-valproic acid and a number of substances structurally related to valproic acid induced neural tube defects with an incidence from 0 % in controls, up to 61 % of live fetuses from mice treated with valproic acid (2 % of live fetuses for 2-ethylbutyric acid) (Nau & Löscher, 1986). The study demonstrates that teratogenicity varies significantly within the group of valproic acid metabolites and structurally related substances.

Narotsky and co-workers (1994) studied the developmental effects of 2-ethylbutyric acid (and other aliphatic acids), administered by gavage to pregnant rats (Narotsky et al., 1994). Groups of pregnant Sprague-Dawley rats were given 0, 150, or 200 mg/kg bw/day of 2-ethylbutyric acid, on gestation days 6 to 15. No developmental effects could be demonstrated.

8.4. Genotoxicity Studies

Experimental data are available for one candidate substance, methyl-3-but-3-en-1-ol [FL-no: 02.176], which was not mutagenic in the Ames test.

There are data from *in vitro* genotoxicity tests for six supporting substances [FL-no: 05.074, 05.139, 08.013, 09.011, 09.076, and 09.646]. The most extensively tested substances were oleic acid (six studies) and geranyl acetate (12 studies).

Oleic acid [FL-no: 08.013] gave negative results when tested in *in vitro* tests for point mutations with both bacterial and mammalian cells as well as in a Rec assay. In the absence of exogenous metabolic activation, oleic acid induced chromosomal numerical abnormalities in Chinese hamster V79 cells, but no increase in sister-chromatid exchanges (SCE). The increase in chromosomal numerical abnormalities, although not dose-dependent, was observed at all concentration levels.

Geranyl acetate [FL-no: 09.011] was not mutagenic when tested in the Ames test. Negative results were also obtained in a Rec assay; moreover, it did not induce unscheduled DNA synthesis (UDS) in rat hepatocytes or chromosomal aberration in chinese hamser ovary (CHO) cells, where it was

also not able to inhibit DNA synthesis. Geranyl acetate gave weakly positive results in the SCE assay in CHO cells, although only at cytotoxic concentrations. In two poorly reported studies, it appeared weakly mutagenic at the TK locus in the mouse lymphoma assay in the presence of exogenous metabolic activation. In contrast, negative results were obtained in a valid, well-reported study on gene mutation at a TK6 locus in human lymphoblasts.

All the remaining *in vitro* genotoxicity studies, performed with different supporting substances, gave negative results.

The genotoxic potential of geranyl acetate [FL-no: 09.011] was assessed also *in vivo*: negative results were obtained in a micronucleus test in mice and in UDS induction in rats. Negative data on *in vivo* genotoxicity were also available for another supporting substance 2,6-dimethyl-5-heptanal [FL-no: 05.074].

In summary, the validity of the weak positive results from the gene mutation assay performed with geranyl acetate is questionable, taking into account the negative results from other *in vitro* and *in vivo* assays. The reported induction of aneuploidy by oleic acid can be considered as a threshold event. All the remaining genotoxicity tests on supporting substances gave negative results. Data are available for one candidate substance, methyl-3-but-3-en-1-ol, which was not mutagenic in the Ames test. On this basis and on the results on supporting substances it can be concluded that genotoxicity is not of concern for the candidate substances in this FGE.

For more detailed information see Annex IV (Table IV.4 and IV.5).

9. Conclusions

The 47 candidate substances are straight- and branched-chain unsaturated primary alcohols, aldehydes, carboxylic acids or esters and belong to chemical groups 1 or 4.

Eight of the 47 flavouring substances possess a chiral centre [FL-no: 02.170, 02.175, 05.143, 09.341, 09.612, 09.871, 09.872 and 09.938]. In seven of these cases [FL-no: 02.175, 05.143, 09.341, 09.612, 09.871, 09.872 and 09.938], the substance has been presented without any indication that the commercial flavouring substance has dominance of one or the other enantiomer.

Thirty of the 47 substances can exist as geometrical isomers [FL-no: 02.152, 02.195, 02.222, 02.234, 05.061, 05.082, 05.203, 05.217, 05.218, 05.220, 08.074, 08.102, 09.377, 09.567, 09.569, 09.572, 09.575, 09.638, 09.640, 09.643, 09.672, 09.673, 09.831, 09.838, 09.855, 09.884, 09.885, 09.928, 09.937 and 09.939]. For 15 of these substances [FL-no: 02.152, 02.222, 02.234, 05.061, 05.082, 05.203, 05.217, 05.218, 08.074, 08.102, 09.377, 09.640, 09.831, 09.884, 09.885] no indication has been given that one of the possible isomers has preponderance in the commercial flavouring material.

Forty-five candidate substances are classified into structural class I. The other two [FL-no: 05.143 and 09.884] are classified into structural class II.

Thirty-eight of the flavouring substances in the present group have been reported to occur naturally in a wide range of food items.

According to the default MSDI approach, the 47 flavouring substances in this group have intakes in Europe from 0.001 to 120 microgram/capita/day, which are below the thresholds of concern value

for both structural class I (1800 microgram/person/day) and structural class II (540 microgram/person/day) substances.

On the basis of the reported annual production volumes in Europe (MSDI approach), the combined intake of the 45 candidate substances belonging to structural class I and of the two candidate substances belonging to structural class II would result in a total intake of approximately 255 and 0.7 microgram/capita/day, respectively. These values are below the thresholds of concern for structural class I and class II substances of 1800 and 540 microgram/person/day, respectively. The total combined estimated intake of 66 of the 70 supporting substances for which European annual production data are available and of the 45 candidate substances from structural class I is approximately 6700 microgram/capita/day, which exceeds the threshold of concern for structural class I (1800 microgram/person/day). However, the substances are expected to be efficiently metabolised and are not expected to saturate the metabolic pathways.

For the substances in this group the limited data available do not give rise to safety concern with respect to genotoxicity and carcinogenicity.

Except for hex-3-enyl 2-ethylbutyrate [FL-no: 09.884] the candidate substances are expected to be metabolised to innocuous substances at the estimated levels of use as flavouring substances.

One of the hydrolysis products of [FL-no: 09.884], 2-ethylbutyric acid, showed teratogenic potential in one mouse subcutaneous single-dose study, and is structurally related to valproic acid, which is a known teratogen. However, an additional study in which 2-ethylbutyric acid was given by gavage to pregnant rats showed a NOAEL of 200 mg/kg bw/day of 2-ethylbutyric acid. This dose is more than 4×10^7 times higher than the MSDI for 2-ethylbutyric acid arising from the intake of the candidate substance, [FL-no: 09.884]. Accordingly, the candidate substance [FL-no: 09.884] does not pose a safety concern with respect to teratogenicity when used at the level of intake as flavouring substance estimated on the basis of the MSDI approach.

It was noted that where toxicity data were available they were consistent with the conclusions in the present flavouring group evaluation using the Procedure.

It is considered that on the basis of the default MSDI approach these 47 candidate substances would not give rise to safety concerns at the estimated levels of intake arising from their use as flavouring substances.

When the estimated intakes were based on the mTAMDI approach they ranged from 36 to 40000 microgram/person/day for the 45 flavouring substances from structural class I. Thus, the intakes were all above the threshold of concern for structural class I of 1800 microgram/person/day, except for nine flavouring substances [FL-no: 05.061, 05.174, 05.082, 05.203, 05.217, 05.218, 05.220, 09.937 and 09.939]. The estimated intakes of the two flavouring substances assigned to structural class II, based on the mTAMDI are 1600 and 3900 microgram/person/day, which is above the threshold of concern for structural class II of 540 microgram/person/day. The nine substances [FL-no: 05.061, 05.174, 05.082, 05.203, 05.217, 05.218, 05.220, 09.937 and 09.939], which have mTAMDI intake estimates below the threshold of concern for structural class I, are also expected to be metabolised to innocuous products.

Thus, for 38 of the 47 flavouring substances considered in this opinion, the intakes, estimated on the basis of the mTAMDI, exceed the relevant threshold for their structural class, to which the flavouring substance has been assigned. Therefore, for these 40 substances more reliable exposure data are required. On the basis of such additional data, these flavouring substances should be

reconsidered along the steps of the Procedure. Subsequently, additional data might become necessary.

In order to determine whether the conclusion for the 47 candidate substances can be applied to the material of commerce, it is necessary to consider the available specifications:

Adequate specifications including complete purity criteria and identity tests for the materials of commerce have been provided for 44 of the 47 flavouring candidate substances, except that information on geometrical isomerism/chirality is missing for 22 of the substances [FL-no: 02.152, 02.175, 02.222, 02.234, 05.061, 05.082, 05.143, 05.203, 05.217, 05.218, 08.074, 08.102, 09.341, 09.377, 09.612, 09.640, 09.831, 09.871, 09.872, 09.884, 09.885 and 09.938]. For the three substances [FL-no: 09.937, 09.938 and 09.939] identity tests are missing. Thus, the final evaluation of the materials of commerce cannot be performed for 24 substances [FL-no: 02.152, 02.175, 02.222, 02.234, 05.061, 05.082, 05.143, 05.203, 05.217, 05.218, 08.074, 08.102, 09.341, 09.377, 09.612, 09.640, 09.831, 09.871, 09.872, 09.884, 09.885, 09.937, 09.938 and 09.939], pending further information. The remaining 23 substances [FL-no: 02.125, 02.138, 02.170, 02.176, 02.195, 02.201, 05.174, 05.220, 08.100, 09.368, 09.567, 09.569, 09.572, 09.575, 09.638, 09.643, 09.672, 09.673, 09.838, 09.855, 09.897, 09.898 and 09.928] would present no safety concern at the levels of intake estimated on the basis of the MSDI approach.

TABLE 1: SPECIFICATION SUMMARY OF THE SUBSTANCES IN THE FLAVOURING GROUP EVALUATION 6 REVISION 1

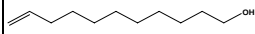
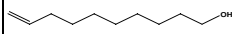
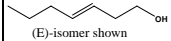
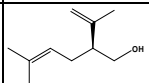
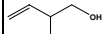
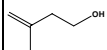
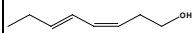
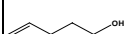
Table 1: Specification Summary of the Substances in the Flavouring Group Evaluation 6, Revision 1								
FL-no	EU Register name	Structural formula	FEMA no CoE no CAS no	Phys.form Mol.formula Mol.weight	Solubility 1) Solubility in ethanol 2)	Boiling point, °C 3) Melting point, °C ID test Assay minimum	Refrac. index 4) Spec.gravity 5)	Specification comments
02.125	Undec-10-en-1-ol		10319 112-43-6	Liquid C ₁₁ H ₂₂ O 170.29	Practically insoluble or insoluble 1 ml in 1 ml	245-248 MS 95 %	1.445-1.451 0.845-0.851	
02.138	Dec-9-en-1-ol		13019-22-2	Liquid C ₁₀ H ₂₀ O 156.27	Practically insoluble or insoluble 1 ml in 1 ml	86 (3 hPa) MS 95 %	1.445-1.451 0.842-0.848	
02.152	Hept-3-en-1-ol 6)	 (E)-isomer shown	10219 10606-47-0	Liquid C ₇ H ₁₄ O 114.19	Practically insoluble or insoluble 1 ml in 1 ml	80 (27 hPa) MS 95 %	1.439-1.445 0.848-0.854	(Z) or (E) isomer not specified by CASrn in Register.
02.170	Lavandulol		498-16-8	Liquid C ₁₀ H ₁₈ O 154.25	Practically insoluble or insoluble 1 ml in 1 ml	78 (7 hPa) MS 95 %	1.467-1.473 0.877-0.883	Register name to be changed to (R)-(-)-Lavandulol.
02.175	2-Methylbut-3-en-1-ol 6)		10259 4516-90-9	Liquid C ₅ H ₁₀ O 86.13	Sparingly soluble 1 ml in 1 ml	122 MS 95 %	1.421-1.427 0.841-0.847	CASrn in Register refers to the racemate.
02.176	3-Methylbut-3-en-1-ol		10260 763-32-6	Liquid C ₅ H ₁₀ O 86.13	Sparingly soluble 1 ml in 1 ml	130 MS 95 %	1.431-1.437 0.850-0.856	
02.195	Octa-3,5-dien-1-ol		70664-96-9	Liquid C ₈ H ₁₄ O 126.20	Practically insoluble or insoluble 1 ml in 1 ml	90 (24 hPa) NMR 95 %	1.457-1.463 0.865-0.871	Register name to be changed to Octa-(3Z,5E)-dien-1-ol.
02.201	Pent-4-en-1-ol		821-09-0	Liquid C ₅ H ₁₀ O 86.13	Sparingly soluble 1 ml in 1 ml	137 MS 95 %	1.427-1.433 0.843-0.849	

Table 1: Specification Summary of the Substances in the Flavouring Group Evaluation 6, Revision 1

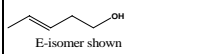
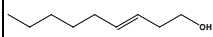
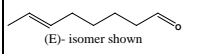
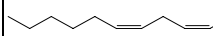
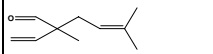
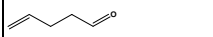
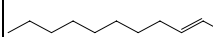
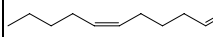
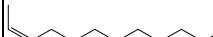
FL-no	EU Register name	Structural formula	FEMA no CoE no CAS no	Phys.form Mol.formula Mol.weight	Solubility 1) Solubility in ethanol 2)	Boiling point, °C 3) Melting point, °C ID test Assay minimum	Refrac. index 4) Spec.gravity 5)	Specification comments
02.222	3-Pentenol-1 6)	 E-isomer shown	10298 39161-19-8	Liquid C ₅ H ₁₀ O 86.13	Sparingly soluble 1 ml in 1 ml	134 MS 95 %	1.432-1.438 0.846-0.852	(Z) or (E) isomer not specified by CASrn in Register.
02.234	3-Nonen-1-ol 6)		10293 10340-23-5	Liquid C ₉ H ₁₈ O 142.24	Practically insoluble or insoluble 1 ml in 1 ml	115 (33 hPa) MS 95 %	1.452-1.458 0.862-0.868	CASrn in Register refers to (Z)-isomer.
05.061	Oct-6-enal 6)	 (E)- isomer shown	664 63826-25-5	Liquid C ₈ H ₁₄ O 126.20	Practically insoluble or insoluble 1 ml in 1 ml	87 (67 hPa) NMR 95 %	1.433-1.439 0.842-0.848	(Z) or (E) isomer not specified by CASrn in Register.
05.082	Dodeca-3,6-dienal 6)		2121 13553-09-8	Liquid C ₁₂ H ₂₀ O 180.24	Practically insoluble or insoluble 1 ml in 1 ml	226 MS 95 %	1.440-1.446 0.844-0.850	CASrn in Register refers to (3Z,6Z)-isomer.
05.143	2,5-Dimethyl-2-vinylhex-4-enal 6)		56134-05-5	Liquid C ₁₀ H ₁₆ O 152.24	Sparingly soluble 1 ml in 1 ml	72 (16 hPa) MS 95 %	1.452-1.458 0.845-0.851	CASrn in Register refers to the racemate.
05.174 1619	Pent-4-enal		2100-17-6	Liquid C ₅ H ₈ O 84.12	Slightly soluble 1 ml in 1 ml	103 MS 95 %	1.413-1.420 0.849-0.855	
05.203 1641	9-Octadecenal 6)		5090-41-5	Liquid C ₁₈ H ₃₄ O 266.47	Practically insoluble or insoluble 1 ml in 1 ml	168 (5 hPa) MS 95 %	1.455-1.461 0.848-0.854	(Z) or (E) isomer not specified by CASrn in Register.
05.217	5-Decenal 6)		21662-08-8	Liquid C ₁₀ H ₁₈ O 154.25	Practically insoluble or insoluble 1 ml in 1 ml	92 (3 hPa) MS 95 %	1.441-1.447 0.842-0.848	CASrn in Register refers to (Z)-isomer.
05.218	16-Octadecenal 6)		56554-87-1	Solid C ₁₈ H ₃₄ O 266.46	Practically insoluble or insoluble 1 ml in 1 ml	391 56 MS 95 %	n.a. n.a.	(Z) or (E) isomer not specified by CASrn in Register.

Table 1: Specification Summary of the Substances in the Flavouring Group Evaluation 6, Revision 1

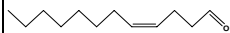
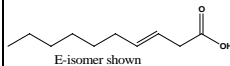
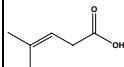
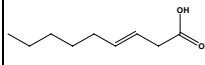
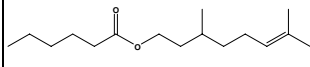
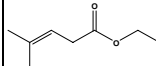
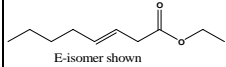
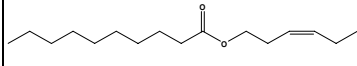
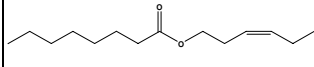
FL-no	EU Register name	Structural formula	FEMA no CoE no CAS no	Phys.form Mol.formula Mol.weight	Solubility 1) Solubility in ethanol 2)	Boiling point, °C 3) Melting point, °C ID test Assay minimum	Refrac. index 4) Spec.gravity 5)	Specification comments
05.220 1636	4Z-Dodecenal		4036 21944-98-9	Liquid C ₁₂ H ₂₂ O 182.30	Slightly soluble Very soluble	254 n.a. IR NMR MS 94 %	1.443-1.449 0.843-0.849	Known impurities: 1.06 % 4E-dodecenal, 3.66 % dodecanal (FL-no: 05.011), 1.29 % tetradecane (FL-no: 01.057).
08.074	Dec-3-enoic acid 6)		10088 15469-77-9	Liquid C ₁₀ H ₁₈ O ₂ 170.25	Practically insoluble or insoluble 1 ml in 1 ml	158 MS 95 %	1.437-1.457 0.933-0.939	(Z) or (E) isomer not specified by CASrn in Register.
08.100	4-Methylpent-3-enoic acid		504-85-8	Liquid C ₆ H ₁₀ O ₂ 114.14	Sparingly soluble 1 ml in 1 ml	99 (13 hPa) MS 95 %	1.443-1.449 0.973-0.979	
08.102	Non-3-enoic acid 6)		10154 4124-88-3	Liquid 156.22	Very slightly soluble 1 ml in 1 ml	158 (24 hPa) MS 95 %	1.445-1.451 0.925-.0931	(Z) or (E) isomer not specified by CASrn in Register.
09.341	Citronellyl hexanoate 6)		10580-25-3	Liquid C ₁₆ H ₃₀ O ₂ 254.41	Practically insoluble or insoluble 1 ml in 1 ml	240 MS 95 %	1.446-1.450 0.871-0.876	CASrn in Register refers to the racemate.
09.368	Ethyl 4-methylpent-3-enoate		10615 6849-18-9	Liquid C ₈ H ₁₄ O ₂ 142.20	Practically insoluble or insoluble 1 ml in 1 ml	66 (23 hPa) MS 95 %	1.427-1.433 0.910-0.916	
09.377 1632	Ethyl oct-3-enoate 6)		10618 1117-65-3	Liquid C ₁₀ H ₁₈ O ₂ 170.25	Practically insoluble or insoluble 1 ml in 1 ml	94 (13 hPa) MS 95 %	1.431-1.439 0.903-0.910	(Z) or (E) isomer not specified by CASrn in Register.
09.567	Hex-3-enyl decanoate		85554-69-4	Liquid C ₁₆ H ₃₀ O ₂ 254.41	Practically insoluble or insoluble 1 ml in 1 ml	315 MS 95 %	1.439-1.445 0.875-0.881	Register name to be changed to Hex-(3Z)-enyl decanoate.
09.569	Hex-3-enyl octanoate		61444-41-5	Liquid C ₁₄ H ₂₆ O ₂ 226.36	Practically insoluble or insoluble 1 ml in 1 ml	286 MS 95 %	1.431-1.451 0.878-0.884	Register name to be changed to Hex-(3Z)-enyl octanoate.

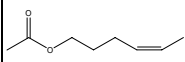
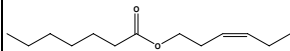
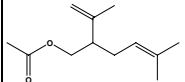
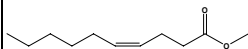
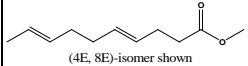
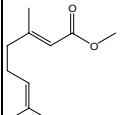
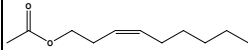
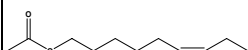
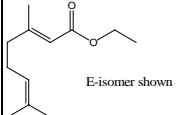
Table 1: Specification Summary of the Substances in the Flavouring Group Evaluation 6, Revision 1								
FL-no	EU Register name	Structural formula	FEMA no CoE no CAS no	Phys.form Mol.formula Mol.weight	Solubility 1) Solubility in ethanol 2)	Boiling point, °C 3) Melting point, °C ID test Assay minimum	Refrac. index 4) Spec.gravity 5)	Specification comments
09.572	Hex-4-enyl acetate		42125-17-7	Liquid C ₈ H ₁₄ O ₂ 142.20	Practically insoluble or insoluble 1 ml in 1 ml	73 (27 hPa) MS 95 %	1.426-1.432 0.900-0.906	Register name to be changed to Hex-(4Z)-enyl acetate.
09.575	3-Hexenyl heptanoate		61444-39-1	Liquid C ₁₃ H ₂₄ O ₂ 212.33	Practically insoluble or insoluble 1 ml in 1 ml	270 MS 95 %	1.433-1.439 0.880-0.886	Register name to be changed to (3Z)-Hexenyl heptanoate.
09.612	Lavandulyl acetate 6)		25905-14-0	Liquid C ₁₂ H ₂₀ O ₂ 196.29	Practically insoluble or insoluble 1 ml in 1 ml	100 (15 hPa) MS 95 %	1.453-1.459 0.909-0.915	CASrn in Register refers to the racemate.
09.638	Methyl dec-4-enoate		10784 7367-83-1	Liquid C ₁₁ H ₂₀ O ₂ 184.28	Practically insoluble or insoluble 1 ml in 1 ml	112 (20 hPa) MS 95 %	1.438-1.444 0.891-0.897	Register name to be changed to Methyl dec-(4Z)-enoate.
09.640	Methyl deca-4,8-dienoate 6)		10782 1191-03-3	Liquid C ₁₁ H ₁₈ O ₂ 182.26	Practically insoluble or insoluble 1 ml in 1 ml	241 NMR 95 %	1.443-1.449 0.904-0.910	(Z) or (E) isomer not specified by CASrn in Register.
09.643	Methyl geranate		10797 1189-09-9	Liquid C ₁₁ H ₁₈ O ₂ 182.26	Insoluble 1 ml in 1 ml	97 (13 hPa) MS 95 %	1.465-1.471 0.916-0.925	
09.672	Non-3-enyl acetate		13049-88-2	Liquid C ₁₁ H ₂₀ O ₂ 184.28	Practically insoluble or insoluble 1 ml in 1 ml	61 (0.1 hPa) MS 95 %	1.429-1.435 0.886-0.892	Register name to be changed to Non-(3Z)-enyl acetate.
09.673	Non-6-enyl acetate		76238-22-7	Liquid C ₁₁ H ₂₀ O ₂ 184.28	Practically insoluble or insoluble 1 ml in 1 ml	90 (4 hPa) MS 95 %	1.432-1.438 0.886-0.892	Register name to be changed to Non-(6Z)-enyl acetate.
09.831	Ethyl 3,7-dimethyl-2,6-octadienoate 6)		13058-12-3	Liquid C ₁₂ H ₂₀ O ₂ 196.29	Practically insoluble or insoluble 1 ml in 1 ml	114 (13 hPa) MS 95 %	1.463-1.469 0.911-0.917	(Z) or (E) isomer not specified by CASrn in Register.

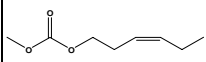
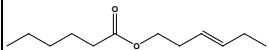
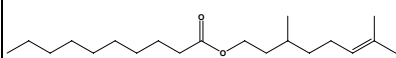
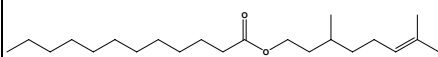
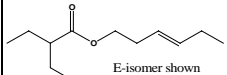
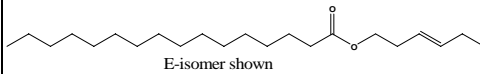
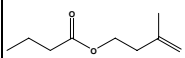
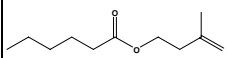
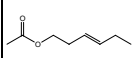
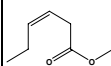
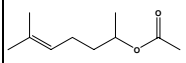
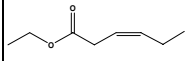
Table 1: Specification Summary of the Substances in the Flavouring Group Evaluation 6, Revision 1								
FL-no	EU Register name	Structural formula	FEMA no CoE no CAS no	Phys.form Mol.formula Mol.weight	Solubility 1) Solubility in ethanol 2)	Boiling point, °C 3) Melting point, °C ID test Assay minimum	Refrac. index 4) Spec.gravity 5)	Specification comments
09.838	3-Hexenyl methyl carbonate		67633-96-9	Liquid C ₈ H ₁₄ O ₃ 158.19	Slightly soluble 1 ml in 1 ml	78 (4 hPa) MS 98 %	1.426-1.430 0.966-0.971	Register name to be changed (3Z)-Hexenyl methyl carbonate.
09.855	trans-3-Hexenyl hexanoate		56922-82-8	Liquid C ₁₂ H ₂₂ O ₂ 198.30	Practically insoluble or insoluble 1 ml in 1 ml	253 MS 95 %	1.428-1.434 0.883-0.889	
09.871	Citronellyl decanoate 6)		72934-06-6	Liquid C ₂₀ H ₃₈ O ₂ 310.52	Practically insoluble or insoluble 1 ml in 1 ml	202 (13 hPa) NMR 95 %	1.448-1.454 0.869-0.875	CASrn in Register refers to the racemate.
09.872	Citronellyl dodecanoate 6)		72934-07-7	Liquid C ₂₂ H ₄₂ O ₂ 338.57	Practically insoluble or insoluble 1 ml in 1 ml	217 (13 hPa) NMR 95 %	1.450-1.456 0.867-0.873	CASrn in Register refers to the racemate.
09.884	Hex-3-enyl-2-ethylbutyrate 6)	 E-isomer shown	233666-04-1	Liquid C ₁₂ H ₂₂ O ₂ 198.30	Practically insoluble or insoluble 1 ml in 1 ml	243 NMR 95 %	1.426-1.432 0.881-0.887	(Z) or (E) isomer not specified by CASrn in Register.
09.885	Hex-3-enyl hexadecanoate 6)	 E-isomer shown	233666-03-0	Liquid C ₂₂ H ₄₂ O ₂ 338.57	Practically insoluble or insoluble 1 ml in 1 ml	387 NMR 95 %	1.454-1.460 0.867-0.873	(Z) or (E) isomer not specified by CASrn in Register.
09.897	3-Methylbut-3-en-1-yl butyrate		54702-13-5	Liquid C ₉ H ₁₆ O ₂ 156.22	Practically insoluble or insoluble 1 ml in 1 ml	184 MS 95 %	1.439-1.445 0.886-0.892	
09.898	3-Methylbut-3-en-1-yl hexanoate		53655-22-4	Liquid C ₁₁ H ₂₀ O ₂ 184.28	Practically insoluble or insoluble 1 ml in 1 ml	223 MS 95 %	1.453-1.458 0.877-0.883	
09.928	trans-3-Hexenyl acetate		3681-82-1	Liquid C ₈ H ₁₄ O ₂ 142.20	Practically insoluble or insoluble 1 ml in 1 ml	201 MS 97 %	1.420-1.426 0.893-0.899	
09.937 1624	Methyl (3Z)-hexenoate		13894-62-7	Liquid C ₇ H ₁₂ O ₂ 128.17	Sparingly soluble Soluble	85 (107 hPa) > 95 %	1.422-1.430 0.914-0.924	ID 7)

Table 1: Specification Summary of the Substances in the Flavouring Group Evaluation 6, Revision 1

FL-no	EU Register name	Structural formula	FEMA no CoE no CAS no	Phys.form Mol.formula Mol.weight	Solubility 1) Solubility in ethanol 2)	Boiling point, °C 3) Melting point, °C ID test Assay minimum	Refrac. index 4) Spec.gravity 5)	Specification comments
09.938	6-Methyl-5-hepten-2-yl acetate 6)		19162-00-6	Liquid C ₁₀ H ₁₈ O ₂ 170.25	Insoluble Soluble	184 > 97 %	1.420-1.429 0.893-0.903	ID 7) CASm in Register refers to the racemate
09.939 1626	Ethyl (3Z)-hexenoate		64187-83-3	Liquid C ₈ H ₁₄ O ₂ 142.20	Sparingly soluble Soluble	90 (67 hPa) > 96 %	1.420-1.429 0.893-0.903	ID 7)

1) Solubility in water, if not otherwise stated.

2) Solubility in 95% ethanol, if not otherwise stated.

3) At 1013.25 hPa, if not otherwise stated.

4) At 20°C, if not otherwise stated.

5) At 25°C, if not otherwise stated.

6) Stereoisomeric composition not specified.

7) ID: Missing identification test.

TABLE 2A: SUMMARY OF SAFETY EVALUATION APPLYING THE PROCEDURE (BASED ON INTAKES CALCULATED BY THE MSDI APPROACH)



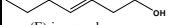
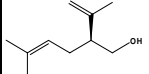


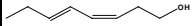
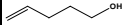
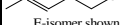
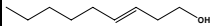


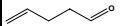
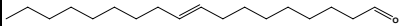

Table 2a: Summary of Safety Evaluation Applying the Procedure (Based on Intakes Calculated by the MSDI Approach)							
FL-no	EU Register name	Structural formula	MSDI 1 ($\mu\text{g}/\text{capita}/\text{day}$)	Class 2) Evaluation procedure path 3)	Outcome on the named compound [4) or 5)]	Outcome on the material of commerce [6), 7), or 8)]	Evaluation remarks
02.125	Undec-10-en-1-ol		0.37	Class I A3: Intake below threshold	4)	6)	
02.138	Dec-9-en-1-ol		0.15	Class I A3: Intake below threshold	4)	6)	
02.152	Hept-3-en-1-ol	 (E)-isomer shown	0.012	Class I A3: Intake below threshold	4)	7)	
02.170	Lavandulol		0.012	Class I A3: Intake below threshold	4)	6)	
02.175	2-Methylbut-3-en-1-ol		1.4	Class I A3: Intake below threshold	4)	7)	
02.176	3-Methylbut-3-en-1-ol		0.13	Class I A3: Intake below threshold	4)	6)	
02.195	Octa-3,5-dien-1-ol		0.061	Class I A3: Intake below threshold	4)	6)	
02.201	Pent-4-en-1-ol		0.012	Class I A3: Intake below threshold	4)	6)	
02.222	3-Pentenol-1	 E-isomer shown	0.5	Class I A3: Intake below threshold	4)	7)	
02.234	3-Nonen-1-ol		0.011	Class I A3: Intake below threshold	4)	7)	
05.061	Oct-6-enal	 (E)- isomer shown	0.0012	Class I A3: Intake below threshold	4)	7)	
05.082	Dodeca-3,6-dienal		0.011	Class I A3: Intake below threshold	4)	7)	
05.174 1619	Pent-4-enal		0.11	Class I A3: Intake below threshold	4)	6)	
05.203 1641	9-Octadecenal		0.0097	Class I A3: Intake below threshold	4)	7)	
05.217	5-Decenal		0.11	Class I A3: Intake below threshold	4)	7)	

Table 2a: Summary of Safety Evaluation Applying the Procedure (Based on Intakes Calculated by the MSDI Approach)

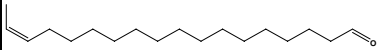
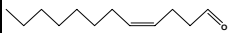
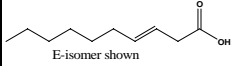
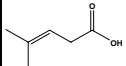
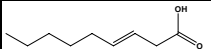
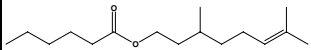
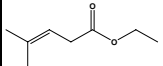
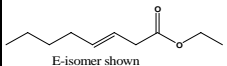
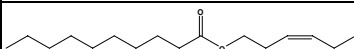
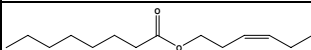
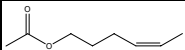
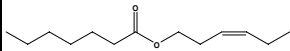
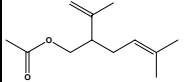
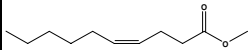
FL-no	EU Register name	Structural formula	MSDI 1) ($\mu\text{g/capita/day}$)	Class 2) Evaluation procedure path 3)	Outcome on the named compound [4) or 5)]	Outcome on the material of commerce [6), 7), or 8)]	Evaluation remarks
05.218	16-Octadecenal		0.011	Class I A3: Intake below threshold	4)	7)	
05.220 1636	4Z-Dodecenal		1.2	Class I A3: Intake below threshold	4)	6)	
08.074	Dec-3-enoic acid	 E-isomer shown	0.19	Class I A3: Intake below threshold	4)	7)	
08.100	4-Methylpent-3-enoic acid		1.8	Class I A3: Intake below threshold	4)	6)	
08.102	Non-3-enoic acid		0.011	Class I A3: Intake below threshold	4)	7)	
09.341	Citronellyl hexanoate		0.97	Class I A3: Intake below threshold	4)	7)	
09.368	Ethyl 4-methylpent-3-enoate		0.12	Class I A3: Intake below threshold	4)	6)	
09.377 1632	Ethyl oct-3-enoate	 E-isomer shown	0.35	Class I A3: Intake below threshold	4)	7)	
09.567	Hex-3-enyl decanoate		0.0024	Class I A3: Intake below threshold	4)	6)	
09.569	Hex-3-enyl octanoate		0.49	Class I A3: Intake below threshold	4)	6)	
09.572	Hex-4-enyl acetate		0.0012	Class I A3: Intake below threshold	4)	6)	
09.575	3-Hexenyl heptanoate		0.61	Class I A3: Intake below threshold	4)	6)	
09.612	Lavandulyl acetate		0.012	Class I A3: Intake below threshold	4)	7)	
09.638	Methyl dec-4-enoate		0.0012	Class I A3: Intake below threshold	4)	6)	

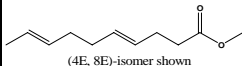
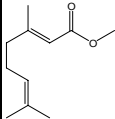
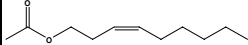
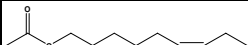
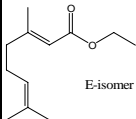
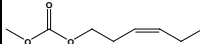
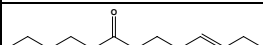
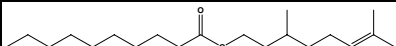
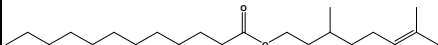
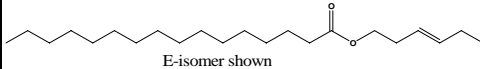
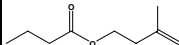
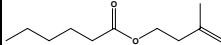
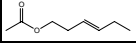
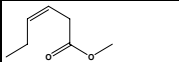
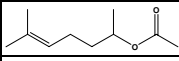
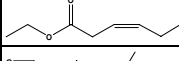
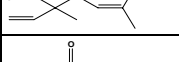
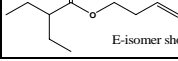
Table 2a: Summary of Safety Evaluation Applying the Procedure (Based on Intakes Calculated by the MSDI Approach)							
FL-no	EU Register name	Structural formula	MSDI 1) ($\mu\text{g/capita/day}$)	Class 2) Evaluation procedure path 3)	Outcome on the named compound [4) or 5)]	Outcome on the material of commerce [6), 7), or 8)]	Evaluation remarks
09.640	Methyl deca-4,8-dienoate	 (4E, 8E)-isomer shown	0.012	Class I A3: Intake below threshold	4)	7)	
09.643	Methyl geranate		0.95	Class I A3: Intake below threshold	4)	6)	
09.672	Non-3-enyl acetate		0.012	Class I A3: Intake below threshold	4)	6)	
09.673	Non-6-enyl acetate		0.12	Class I A3: Intake below threshold	4)	6)	
09.831	Ethyl 3,7-dimethyl-2,6-octadienoate	 E-isomer shown	0.61	Class I A3: Intake below threshold	4)	7)	
09.838	3-Hexenyl methyl carbonate		0.012	Class I A3: Intake below threshold	4)	6)	
09.855	trans-3-Hexenyl hexanoate		0.21	Class I A3: Intake below threshold	4)	6)	
09.871	Citronellyl decanoate		0.12	Class I A3: Intake below threshold	4)	7)	
09.872	Citronellyl dodecanoate		0.061	Class I A3: Intake below threshold	4)	7)	
09.885	Hex-3-enyl hexadecanoate	 E-isomer shown	0.049	Class I A3: Intake below threshold	4)	7)	
09.897	3-Methylbut-3-en-1-yl butyrate		0.012	Class I A3: Intake below threshold	4)	6)	
09.898	3-Methylbut-3-en-1-yl hexanoate		0.012	Class I A3: Intake below threshold	4)	6)	
09.928	trans-3-Hexenyl acetate		1.8	Class I A3: Intake below threshold	4)	6)	

Table 2a: Summary of Safety Evaluation Applying the Procedure (Based on Intakes Calculated by the MSDI Approach)							
FL-no	EU Register name	Structural formula	MSDI 1) ($\mu\text{g}/\text{capita}/\text{day}$)	Class 2) Evaluation procedure path 3)	Outcome on the named compound [4) or 5)]	Outcome on the material of commerce [6), 7), or 8)]	Evaluation remarks
09.937 1624	Methyl (3Z)-hexenoate		120	Class I A3: Intake below threshold	4)	7)	
09.938	6-Methyl-5-hepten-2-yl acetate		1.2	Class I A3: Intake below threshold	4)	7)	
09.939 1626	Ethyl (3Z)-hexenoate		120	Class I A3: Intake below threshold	4)	7)	
05.143	2,5-Dimethyl-2-vinylhex-4-enal		0.12	Class II A3: Intake below threshold	4)	7)	
09.884	Hex-3-enyl-2-ethylbutyrate	 E-isomer shown	0.58	Class II B3: Intake below threshold, B4: Adequate NOAEL exists	4)	7)	

1) EU MSDI: Amount added to food as flavour in (kg / year) x 10E9 / (0.1 x population in Europe (= 375 x 10E6) x 0.6 x 365) = $\mu\text{g}/\text{capita}/\text{day}$.

2) Thresholds of concern: Class I = 1800, Class II = 540, Class III = 90 $\mu\text{g}/\text{person}/\text{day}$.

3) Procedure path A substances can be predicted to be metabolised to innocuous products. Procedure path B substances cannot.

4) No safety concern based on intake calculated by the MSDI approach of the named compound.

5) Data must be available on the substance or closely related substances to perform a safety evaluation.

6) No safety concern at estimated level of intake of the material of commerce meeting the specification of Table 1 (based on intake calculated by the MSDI approach).

7) Tentatively regarded as presenting no safety concern (based on intake calculated by the MSDI approach) pending further information on the purity of the material of commerce and/or information on stereoisomerism.

8) No conclusion can be drawn due to lack of information on the purity of the material of commerce.

TABLE 2B: EVALUATION STATUS OF HYDROLYSIS PRODUCTS OF CANDIDATE ESTERS


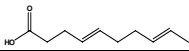
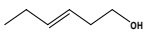

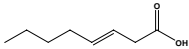
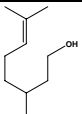
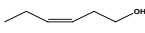
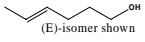

Table 2b: Evaluation Status of Hydrolysis Products of Candidate Esters					
FL-no	EU Register name JECFA no	Structural formula	SCF status 1) JECFA status 2) CoE status 3) EFSA status	Structural class 4) Procedure path (JECFA) 5)	Comments
	Methanol CH ₃ O 32.04		Not evaluated as flavouring substance		Not in EU-Register.
	Deca-4,8-dienoic acid		Not evaluated as flavouring substance		Not in EU-Register.
	Hex-3(trans)-en-1-ol		Not evaluated as flavouring substance		Not in EU-Register (former [FL-no: 02.158]).
	Hex-(3Z)-enoic acid		Not evaluated as flavouring substance		Not in EU-Register.
	Oct-3-enoic acid		Not evaluated as flavouring substance		Not in EU-Register (former [FL-no: 08.105]).
02.011	Citronellol 1219		No safety concern a) Category A b)	Class I A3: Intake below threshold	
02.056	Hex-3(cis)-en-1-ol 315		Category 1 c) No safety concern d) Category A b)	Class I A3: Intake above threshold, A4: Not endogenous, A5: Adequate NOAEL exists	
02.074	Hex-4-en-1-ol 318		Category 2 c) No safety concern d) Category B b)	Class I A3: Intake below threshold	
02.078	Ethanol 41		Category 1 c) No safety concern e)	No evaluation	At the forty-sixth JECFA meeting (JECFA, 1997a), the Committee concluded that ethanol posed no safety concern at its current level of intake when ethyl esters are used as flavouring agents.


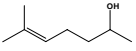
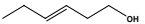
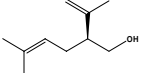
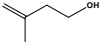


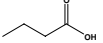
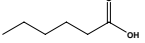
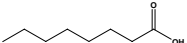
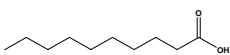
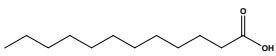
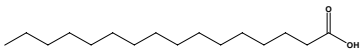
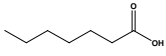
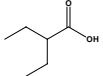
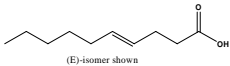
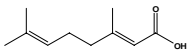
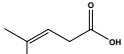
Table 2b: Evaluation Status of Hydrolysis Products of Candidate Esters					
FL-no	EU Register name JECFA no	Structural formula	SCF status 1) JECFA status 2) CoE status 3) EFSA status	Structural class 4) Procedure path (JECFA) 5)	Comments
02.093	Non-6-en-1-ol 324		No safety concern d)	Class I A3: Intake below threshold	
02.124	6-Methylhept-5-en-2-ol		Category 2 c) FGE.07	Class I A3: Intake below threshold	
02.159	Hex-3-en-1-ol		Category A b)	No evaluation	
02.170	Lavandulol		FGE.06	Class I A3: Intake below threshold	
02.176	3-Methylbut-3-en-1-ol		FGE.06	Class I A3: Intake below threshold	
02.234	3-Nonen-1-ol		FGE.06	Class I A3: Intake below threshold	
08.002	Acetic acid 81		Category 1 c) No safety concern f) Category A b)	Class I A3: Intake above threshold, A4: Endogenous	
08.005	Butyric acid 87		Category 1 c) No safety concern f) Category A b)	Class I A3: Intake above threshold, A4: Endogenous	
08.009	Hexanoic acid 93		Category 1 c) No safety concern f) Category A b)	Class I A3: Intake above threshold, A4: Endogenous	
08.010	Octanoic acid 99		Category 1 c) No safety concern f) Category A b)	Class I A3: Intake above threshold, A4: Endogenous	

Table 2b: Evaluation Status of Hydrolysis Products of Candidate Esters

FL-no	EU Register name JECFA no	Structural formula	SCF status 1) JECFA status 2) CoE status 3) EFSA status	Structural class 4) Procedure path (JECFA) 5)	Comments
08.011	Decanoic acid 105		Category 1 c) No safety concern f) Category A b)	Class I A3: Intake below threshold	
08.012	Dodecanoic acid 111		Category 1 c) No safety concern f) Category A b)	Class I A3: Intake below threshold	
08.014	Hexadecanoic acid 115		Category 1 c) No safety concern f) Deleted b)	Class I A3: Intake below threshold	
08.028	Heptanoic acid 96		Category 1 c) No safety concern f) Category A b)	Class I A3: Intake below threshold	
08.045	2-Ethylbutyric acid 257		Category 1 c) No safety concern f) Category B b)	Class II A3: Intake below threshold	
08.075	Dec-4-enoic acid 1287		No safety concern a)	Class I A3: Intake below threshold	
08.081	Geranic acid		FGE.28	No evaluation	
08.100	4-Methylpent-3-enoic acid		FGE.06	Class I A3: Intake below threshold	

1) Category 1: Considered safe in use Category 2: Temporarily considered safe in use Category 3: Insufficient data to provide assurance of safety in use Category 4): Not acceptable due to evidence of toxicity

2) No safety concern at estimated levels of intake

3) Category A: Flavouring substance, which may be used in foodstuffs Category B: Flavouring substance which can be used provisionally in foodstuffs

4) Threshold of concern: Class I = 1800, Class II = 540, Class III = 90 µg/person/day

5) Procedure path A substances can be predicted to be metabolised to innocuous products. Procedure path B substances cannot

a) (JECFA, 2004a)

- b) (CoE, 1992)
- c) (SCF, 1995)
- d) (JECFA, 2000a)
- e) (JECFA, 1997a)
- f) (JECFA, 1999b)

TABLE 3: SUPPORTING SUBSTANCES SUMMARY

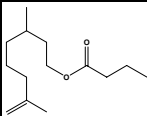
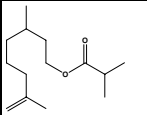
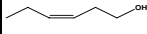
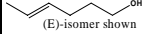


Table 3: Supporting Substances Summary							
FL-no	EU Register name	Structural formula	FEMA no CoE no CAS no	JECFA no Specification available	MSDI (EU) 1 (µg/capita/day)	SCF status 2) JECFA status 3) CoE status 4)	Comments
	Rhodinyl butyrate		2982 284 141-15-1	68 JECFA specification (JECFA, 1997b)	ND	No safety concern Deleted (CoE, 1992)	Not in EU-Register.
	Rhodinyl isobutyrate		2983 297 138-23-8	74 JECFA specification (JECFA, 2001c)	0.03	No safety concern Deleted (CoE, 1992)	Not in EU-Register.
02.056	Hex-3(cis)-en-1-ol		2563 750c 928-96-1	315 JECFA specification (JECFA, 1998b)	3700	Category 1 a) No safety concern b) Category A c)	
02.074	Hex-4-en-1-ol		3430 2295 6126-50-7	318 JECFA specification (JECFA, 1998b)	2.4	Category 2 a) No safety concern b) Category B c)	JECFA evaluated 4-hexen-1-ol (CASrn as in Register). (Z)- or (E)- isomer not specified by CASrn in Register.
02.093	Non-6-en-1-ol		3465 10294 35854-86-5	324 JECFA specification (JECFA, 2000d)	2.2	No safety concern b)	JECFA evaluated cis-6-nonen-1-ol (CASrn as in Register). CASrn in Register refers to (Z)-isomer. Register name to be changed to Non-6Z-en-1-ol.
02.094	Oct-3-en-1-ol		3467 10296 20125-84-2	321 JECFA specification (JECFA, 1998b)	4.7	Category 2 a) No safety concern b)	JECFA evaluated cis-3-octen-1-ol (CASrn as in Register). CASrn in Register refers to the (Z)-isomer. Register name to be changed to Oct-3Z-en-1-ol.

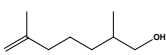


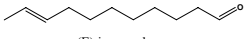

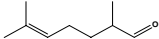

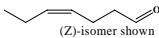
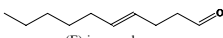
Table 3: Supporting Substances Summary							
FL-no	EU Register name	Structural formula	FEMA no CoE no CAS no	JECFA no Specification available	MSDI (EU) 1 (µg/capita/day)	SCF status 2) JECFA status 3) CoE status 4)	Comments
02.110	2,6-Dimethylhept-6-en-1-ol		3663 36806-46-9	348 JECFA specification (JECFA, 2003b)	ND	Category 3 a) No safety concern b)	JECFA evaluated 2,6-dimethyl-6-hepten-1-ol (CASrn as in Register). (R)- or (S)-enantiomer not specified by CASrn in Register.
02.113	Oct-5(cis)-en-1-ol		3722 64275-73-6	322 JECFA specification (JECFA, 2003b)	0.4	Category 2 a) No safety concern b)	
05.035	Undec-10-enal		3095 122 112-45-8	330 JECFA specification (JECFA, 2001c)	0.32	No safety concern b) Category B c)	
05.036	Undec-9-enal	 (E)-isomer shown	3094 123 143-14-6	329 JECFA specification (JECFA, 2003b)	0.97	No safety concern b) Category A c)	JECFA evaluated 9-undecenal (CASrn as in Register). (Z)- or (E)-isomer not specified by CASrn in Register.
05.059	Non-6(cis)-enal		3580 661 2277-19-2	325 JECFA specification (JECFA, 2003b)	1.7	No safety concern b) Category B c)	
05.074	2,6-Dimethylhept-5-enal		2389 2006 106-72-9	349 JECFA specification (JECFA, 2003b)	27	Category 1 a) No safety concern b) Category B c)	JECFA evaluated 2,6-dimethyl-5-heptenal (CASrn as in Register). (R)- or (S)-enantiomer not specified by CASrn in Register.
05.075	Hex-3(cis)-enal		2561 2008 6789-80-6	316 JECFA specification (JECFA, 2000d)	4.1	No safety concern b) Category B c)	
05.085	Hept-4-enal	 (Z)-isomer shown	3289 2124 6728-31-0	320 JECFA specification (JECFA, 2000d)	1.6	No safety concern b) Category B c)	JECFA evaluated 4-heptenal (CASrn as in Register). CASrn in Register refers to the (Z)-isomer.
05.096	4-Decenal	 (E)-isomer shown	3264 2297 30390-50-2	326 JECFA specification (JECFA, 2001c)	0.97	No safety concern b) Category B c)	JECFA evaluated 4-decenal (CASrn as in Register). (Z)- or (E)-isomer not specified by CASrn in Register.



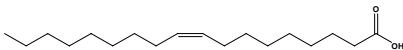
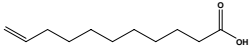
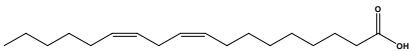
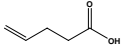
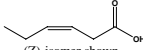
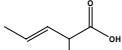
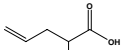
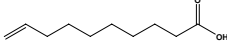
Table 3: Supporting Substances Summary							
FL-no	EU Register name	Structural formula	FEMA no CoE no CAS no	JECFA no Specification available	MSDI (EU) 1 (µg/capita/day)	SCF status 2) JECFA status 3) CoE status 4)	Comments
05.113	Hex-4-enal		3496 10337 4634-89-3	319 JECFA specification (JECFA, 2000d)	0.024	No safety concern b)	JECFA evaluated cis-4-hexenal (CASrn as in Register). CASrn in Register refers to the (Z)-isomer. Register name to be changed to Hex-4Z-enal.
05.128	Oct-5(cis)-enal		3749 41547-22-2	323 JECFA specification (JECFA, 2003b)	0.0012	No safety concern b)	
08.013	Oleic acid		2815 13 112-80-1	333 JECFA specification (JECFA, 2000d)	830	Category 1 a) No safety concern b) Deleted c)	
08.039	Undec-10-enoic acid		3247 689 112-38-9	331 JECFA specification (JECFA, 1998b)	26	Category 1 a) No safety concern b) Category A c)	
08.041	Octadeca-9,12-dienoic acid		3380 694 60-33-3	332 JECFA specification (JECFA, 2003b)	110	Category 1 a) No safety concern b) Deleted c)	Register name to be changed to Linoleic acid.
08.048	Pent-4-enoic acid		2843 2004 591-80-0	314 JECFA specification (JECFA, 1998b)	3.9	No safety concern b) Category B c)	
08.050	Hex-3-enoic acid	 (Z)-isomer shown	3170 2256 4219-24-3	317 JECFA specification (JECFA, 2000d)	9.4	Category 1 a) No safety concern b) Category B c)	JECFA evaluated 3-hexenoic acid (CASrn as in Register). (Z)- or (E)-isomer not specified by CASrn in Register.
08.058	2-Methylpent-3-enoic acid	 (E)-isomer shown	3464 10147 37674-63-8	347 JECFA specification (JECFA, 2001c)	1.2	Category 1 a) No safety concern b)	JECFA evaluated 2-methyl-3-pentenoic-acid (CASrn as in Register). (Z)- or (E)-isomer not specified by CASrn in Register.
08.059	2-Methylpent-4-enoic acid		3511 10148 1575-74-2	355 JECFA specification (JECFA, 1998b)	ND	Category N a) No safety concern b)	JECFA evaluated 2-methyl-4-pentenoic-acid (CASrn as in Register). (R)- or (S)-enantiomer not specified by CASrn in Register.
08.065	Dec-9-enoic acid		3660 10090 14436-32-9	328 JECFA specification (JECFA, 2001c)	0.097	Category 1 a) No safety concern b)	

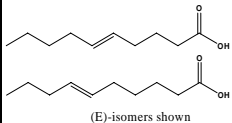
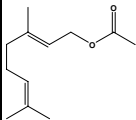
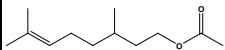
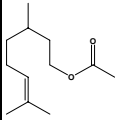
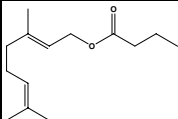
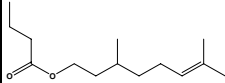
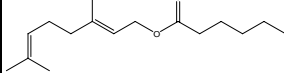
Table 3: Supporting Substances Summary							
FL-no	EU Register name	Structural formula	FEMA no CoE no CAS no	JECFA no Specification available	MSDI (EU) 1 (µg/capita/day)	SCF status 2) JECFA status 3) CoE status 4)	Comments
08.068	Dec-(5- and 6)-enoic acid	 (E)-isomers shown	3742 72881-27-7	327 JECFA specification (JECFA, 2000d)	3.4	Category N a) No safety concern b)	JECFA evaluated 5 & 6-decenoic acid (mixture) (CASrn as in Register). CASrn in Register refers to incompletely defined substance.
09.011	Geranyl acetate		2509 201 105-87-3	58 JECFA specification (JECFA, 2001c)	470	No safety concern d) Category A c)	GrADI: 0-0.5 (JECFA, 1980a).
09.012	Citronellyl acetate		2311 202 150-84-5	57 JECFA specification (JECFA, 2003b). (R) or (S) enantiomer not specified by CASrn in Register	190	No safety concern d) Category A c)	GrADI: 0-0.5 (JECFA, 1980a). R- or S-enantiomer not specified by CASrn in Register.
09.033	Rhodinyl acetate		2981 223 141-11-7	60 JECFA specification (JECFA, 2003b)	0.97	No safety concern d) Deleted c)	CASrn in Register refers to 3,7-dimethyl-7-octen-1-ol-1-acetate; (R)- or (S)-enantiomer not specified by CASrn in Register. Register name corresponds to CASrn 9448-73-9; which is the (S)-enantiomer.
09.048	Geranyl butyrate		2512 274 106-29-6	66 JECFA specification (JECFA, 2003b)	52	No safety concern d) Category A c)	
09.049	Citronellyl butyrate		2312 275 141-16-2	65 JECFA specification (JECFA, 2003b)	27	No safety concern d) Category A c)	R- or S-enantiomer not specified by CASrn in Register.
09.067	Geranyl hexanoate		2515 317 10032-02-7	70 JECFA specification (JECFA, 2001c)	0.061	No safety concern d) Category A c)	

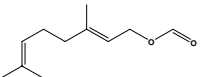
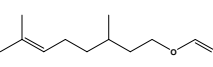
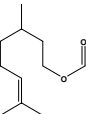
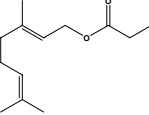
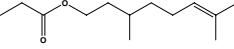
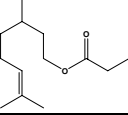
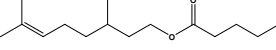
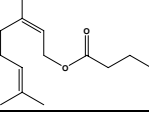
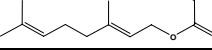
Table 3: Supporting Substances Summary							
FL-no	EU Register name	Structural formula	FEMA no CoE no CAS no	JECFA no Specification available	MSDI (EU) 1 (µg/capita/day)	SCF status 2) JECFA status 3) CoE status 4)	Comments
09.076	Geranyl formate		2514 343 105-86-2	54 JECFA specification (JECFA, 2003b)	280	No safety concern d) Category A c)	
09.078	Citronellyl formate		2314 345 105-85-1	53 JECFA specification (JECFA, 2005b)	87	No safety concern d) Category A c)	GrADI: 0-0.5 (JECFA, 1980a). R- or S-enantiomer not specified by CASrn in Register.
09.079	Rhodinyl formate		2984 346 141-09-3	56 JECFA specification (JECFA, 2003b)	0.061	No safety concern d) Deleted c)	R- or S-enantiomer not specified by CASrn in Register.
09.128	Geranyl propionate		2517 409 105-90-8	62 JECFA specification (JECFA, 2003b)	69	No safety concern d) Category A c)	
09.129	Citronellyl propionate		2316 410 141-14-0	61 JECFA specification (JECFA, 2003b)	35	No safety concern d) Category A c)	R- or S-enantiomer not specified by CASrn in Register.
09.141	Rhodinyl propionate		2986 422 105-89-5	64 JECFA specification (JECFA, 2001c)	ND	No safety concern d) Deleted c)	R- or S-enantiomer not specified by CASrn in Register.
09.151	Citronellyl valerate		2317 469 7540-53-6	69 JECFA specification (JECFA, 2000d)	0.61	No safety concern d) Category A c)	R- or S-enantiomer not specified by CASrn in Register.
09.167	Neryl butyrate		2774 505 999-40-6	67 JECFA specification (JECFA, 1997b)	0.35	No safety concern d) Category B c)	
09.169	Neryl propionate		2777 509 105-91-9	63 JECFA specification (JECFA, 1997b)	3.7	No safety concern d) Category B c)	

Table 3: Supporting Substances Summary

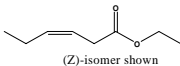
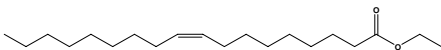
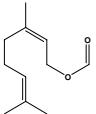
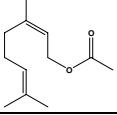
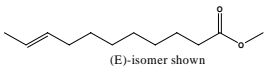
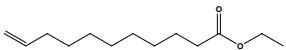
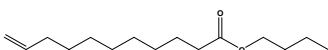
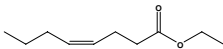
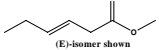
FL-no	EU Register name	Structural formula	FEMA no CoE no CAS no	JECFA no Specification available	MSDI (EU) 1 (µg/capita/day)	SCF status 2) JECFA status 3) CoE status 4)	Comments
09.191	Ethyl hex-3-enoate	 (Z)-isomer shown	3342 2396-83-0	335 JECFA specification (JECFA, 1998b)	3.2	No safety concern b)	JECFA evaluated ethyl-3-hexenoate (CASrN as in Register). (Z)- or (E)-isomer not specified by CASrN in Register.
09.192	Ethyl oleate		2450 633 111-62-6	345 JECFA specification (JECFA, 1998b)	60	No safety concern b) Category A c)	
09.212	Neryl formate		2776 2060 2142-94-1	55 JECFA specification (JECFA, 2005b)	0.0061	No safety concern d) Category B c)	
09.213	Neryl acetate		2773 2061 141-12-8	59 JECFA specification (JECFA, 1997b)	150	No safety concern d) Category B c)	
09.236	Methyl undec-9-enoate	 (E)-isomer shown	2750 2101 5760-50-9	342 JECFA specification (JECFA, 2000d)	34	No safety concern b) Deleted c)	JECFA evaluated methyl 9-undecanoate (CASrN as in Register). (Z)- or (E)-isomer not specified by CASrN in Register.
09.237	Ethyl undec-10-enoate		2461 10634 692-86-4	343 JECFA specification (JECFA, 1998b)	1.5	No safety concern b) Deleted c)	
09.238	Butyl undec-10-enoate		2216 2103 109-42-2	344 JECFA specification (JECFA, 2001c)	0.037	No safety concern b) Category B c)	
09.265	Ethyl oct-4-enoate		3344 10619 34495-71-1	338 JECFA specification (JECFA, 2003b)	1.2	No safety concern b)	JECFA evaluated ethyl cis-4-octenoate (CASrN as in Register). CASrN in Register refers to (Z)-isomer. Register name to be changed to Ethyl oct-4Z-enoate.
09.267	Methyl hex-3-enoate	 (E)-isomer shown	3364 10801 2396-78-3	334 JECFA specification (JECFA, 2001c)	0.56	No safety concern b)	Z- or E-isomer not specified by name and CASrN in Register.

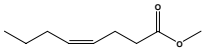
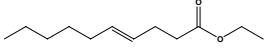
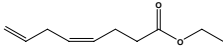
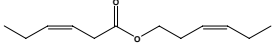
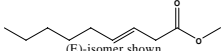
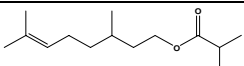
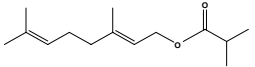
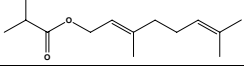
Table 3: Supporting Substances Summary							
FL-no	EU Register name	Structural formula	FEMA no CoE no CAS no	JECFA no Specification available	MSDI (EU) 1 (µg/capita/day)	SCF status 2) JECFA status 3) CoE status 4)	Comments
09.268	Methyl oct-4(cis)-enoate		3367 10834 21063-71-8	337 JECFA specification (JECFA, 2003b)	0.37	No safety concern b)	
09.284	Ethyl dec-4-enoate		3642 10578 76649-16-6	341 JECFA specification (JECFA, 2000d)	1.8	No safety concern b)	JECFA evaluated ethyl trans-4-decenoate (CASrn as in Register). CASrn refers to (E)-isomer. Register name to be changed to E-Ethyl dec-4-enoate.
09.290	Ethyl octa-4,7-dienoate		3682 69925-33-3	339 JECFA specification (JECFA, 2000d)	1.8	No safety concern b)	JECFA evaluated ethyl cis-4,7-octadienoate (CASrn as in Register). CASrn in Register refers to the (Z)-isomer. Register name to be changed to Ethyl octa-4Z,7-dienoate.
09.291	Hex-3-enyl hex-3-enoate		3689 61444-38-0	336 JECFA specification (JECFA, 1998b)	3.2	No safety concern b)	JECFA evaluated cis-3-hexenyl cis-3-hexenoate (CASrn as in Register). CASrn in Register refers to the (Z)/(Z)-isomer. Register name to be changed to Hex-3Z-enyl hex-3Z-enoate.
09.298	Methyl non-3-enoate		3710 13481-87-3	340 JECFA specification (JECFA, 2000d)	1.6	No safety concern b)	JECFA evaluated methyl 3-nonenolate (CASrn as in Register). (Z)- or (E)-isomer not specified by CASrn in Register.
09.421	Citronellyl isobutyrate		2313 296 97-89-2	71 JECFA specification (JECFA, 2003b)	11	No safety concern d) Category A c)	R- or S-enantiomer not specified by CASrn in Register.
09.424	Neryl isobutyrate		2775 299 2345-24-6	73 JECFA specification (JECFA, 2003b)	1.7	No safety concern d) Category B c)	
09.431	Geranyl isobutyrate		2513 306 2345-26-8	72 JECFA specification (JECFA, 2001c)	110	No safety concern d) Category B c)	

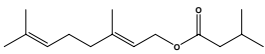
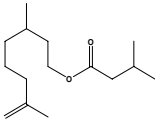
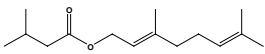
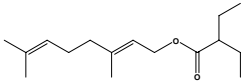
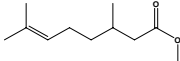
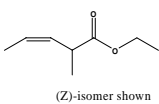
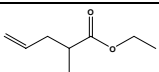
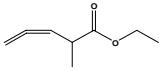
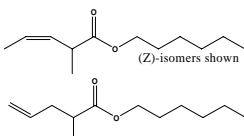
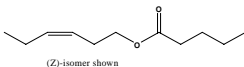
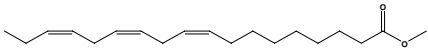
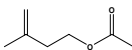
Table 3: Supporting Substances Summary							
FL-no	EU Register name	Structural formula	FEMA no CoE no CAS no	JECFA no Specification available	MSDI (EU) 1 (µg/capita/day)	SCF status 2) JECFA status 3) CoE status 4)	Comments
09.453	Geranyl isovalerate		2518 448 109-20-6	75 JECFA specification (JECFA, 2000d)	41	No safety concern d) Category B c)	
09.465	Rhodinyl isovalerate		2987 460 7778-96-3	77 JECFA specification (JECFA, 2001c)	0.012	No safety concern d) Deleted c)	CASrn in Register refers to 3S-enantiomer.
09.471	Neryl isovalerate		2778 508 3915-83-1	76 JECFA specification (JECFA, 1997b)	0.024	No safety concern d) Category B c)	
09.515	Geranyl 2-ethylbutyrate		3339 11667 73019-14-4	78 JECFA specification (JECFA, 2001c)	0.49	No safety concern d)	
09.517	Methyl citronellate		3361 10781 2270-60-2	354 JECFA specification (JECFA, 2000d)	0.13	No safety concern b)	R- or S-enantiomer not specified by CASrn in Register.
09.524	Ethyl 2-methylpent-3-enoate	 (Z)-isomer shown	3456 10612 1617-23-8	350 JECFA specification (JECFA, 2001c)	4.9	No safety concern b)	JECFA evaluated ethyl 2-methyl-3-pentenoate (CASrn as in Register). (Z)- or (E)-isomer nor (R) or (S) enantiomer not specified by Register CASrn.
09.527	Ethyl 2-methylpent-4-enoate		3489 10613 53399-81-8	351 JECFA specification (JECFA, 1998b)	0.024	No safety concern b)	(R) or (S) enantiomer not specified by Register CASrn.
09.540	Ethyl 2-methylpenta-3,4-dienoate		3678 60523-21-9	353 JECFA specification (JECFA, 2000d)	0.012	No safety concern e)	(R) or (S) enantiomer not specified by Register CASrn.
09.546	Hexyl-2-methylpent-(3 and 4)-enoate	 (Z)-isomers shown	3693 58625-95-9	352 JECFA specification (JECFA, 2001c)	0.024	No safety concern b)	JECFA evaluated hexyl 2-methyl-3&4-pentenoate (mixture) (CASrn as in Register). Register CASrn refers to the (E)-isomer. (R) or (S) enantiomer not specified by Register CASrn.

Table 3: Supporting Substances Summary							
FL-no	EU Register name	Structural formula	FEMA no CoE no CAS no	JECFA no Specification available	MSDI (EU) 1 ($\mu\text{g}/\text{capita}/\text{day}$)	SCF status 2) JECFA status 3) CoE status 4)	Comments
09.571	Hex-3-enyl valerate	 (Z)-isomer shown	3936 10686 35852-46-1	1278 JECFA specification (JECFA, 2003b)	6.1	No safety concern f)	JECFA evaluated cis-3-hexenyl valerate (CASrn as in Register). Register CASrn refers to the (Z)-isomer.
09.646	Methyl linolenate		3411 714 301-00-8	346 JECFA specification (JECFA, 2003b)	ND	No safety concern b) Category A c)	JECFA evaluated a mixture of methyl linoleate and methyl linolenate (CASrn as in Register). Register CASrn refers to the (Z)/(Z)/(Z)-isomer (i.e. methyl linolenate).
09.655	3-Methylbut-3-enyl acetate		3991 5205-07-2	1269 JECFA specification (JECFA, 2003b)	7.3	No safety concern f)	

1) EU MSDI: Amount added to food as flavouring substance in (kg / year) $\times 10E9$ / (0.1 \times population in Europe (= 375 $\times 10E6$) $\times 0.6 \times 365$) = $\mu\text{g}/\text{capita}/\text{day}$.

2) Category 1: Considered safe in use, Category 2: Temporarily considered safe in use, Category 3: Insufficient data to provide assurance of safety in use, Category 4: Not acceptable due to evidence of toxicity.

3) No safety concern at estimated levels of intake.

4) Category A: Flavouring substance, which may be used in foodstuffs, Category B: Flavouring substance which can be used provisionally in foodstuffs.

a) (SCF, 1995).

b) (JECFA, 2000a).

c) (CoE, 1992).

d) (JECFA, 1999b).

e) (JECFA, 2007c).

f) (JECFA, 2004a).

ANNEX I: PROCEDURE FOR THE SAFETY EVALUATION

The approach for a safety evaluation of chemically defined flavouring substances as referred to in Commission Regulation (EC) No 1565/2000 (EC, 2000), named the "Procedure", is shown in schematic form in Figure I.1. The Procedure is based on the opinion of the Scientific Committee on Food expressed on 2 December 1999 (SCF, 1999), which is derived from the evaluation procedure developed by the Joint FAO/WHO Expert Committee on Food Additives at its 44th, 46th and 49th meetings (JECFA, 1995; JECFA, 1996a; JECFA, 1997a; JECFA, 1999b).

The Procedure is a stepwise approach that integrates information on intake from current uses, structure-activity relationships, metabolism and, when needed, toxicity. One of the key elements in the Procedure is the subdivision of flavourings into three structural classes (I, II, III) for which thresholds of concern (human exposure thresholds) have been specified. Exposures below these thresholds are not considered to present a safety concern.

Class I contains flavourings that have simple chemical structures and efficient modes of metabolism, which would suggest a low order of oral toxicity. Class II contains flavourings that have structural features that are less innocuous, but are not suggestive of toxicity. Class III comprises flavourings that have structural features that permit no strong initial presumption of safety, or may even suggest significant toxicity (Cramer et al., 1978). The thresholds of concern for these structural classes of 1800, 540 or 90 microgram/person/day, respectively, are derived from a large database containing data on subchronic and chronic animal studies (JECFA, 1996a).

In Step 1 of the Procedure, the flavourings are assigned to one of the structural classes. The further steps address the following questions:

- can the flavourings be predicted to be metabolised to innocuous products⁶ (Step 2)?
- do their exposures exceed the threshold of concern for the structural class (Step A3 and B3)?
- are the flavourings or their metabolites endogenous⁷ (Step A4)?
- does a NOAEL exist on the flavourings or on structurally related substances (Step A5 and B4)?

In addition to the data provided for the flavouring substances to be evaluated (candidate substances), toxicological background information available for compounds structurally related to the candidate substances is considered (supporting substances), in order to assure that these data are consistent with the results obtained after application of the Procedure.

The Procedure is not to be applied to flavourings with existing unresolved problems of toxicity. Therefore, the right is reserved to use alternative approaches if data on specific flavourings warranted such actions.

⁶ "Innocuous metabolic products": Products that are known or readily predicted to be harmless to humans at the estimated intakes of the flavouring agent" (JECFA, 1997a).

⁷ "Endogenous substances": Intermediary metabolites normally present in human tissues and fluids, whether free or conjugated; hormones and other substances with biochemical or physiological regulatory functions are not included (JECFA, 1997a).

Procedure for Safety Evaluation of Chemically Defined Flavouring Substances

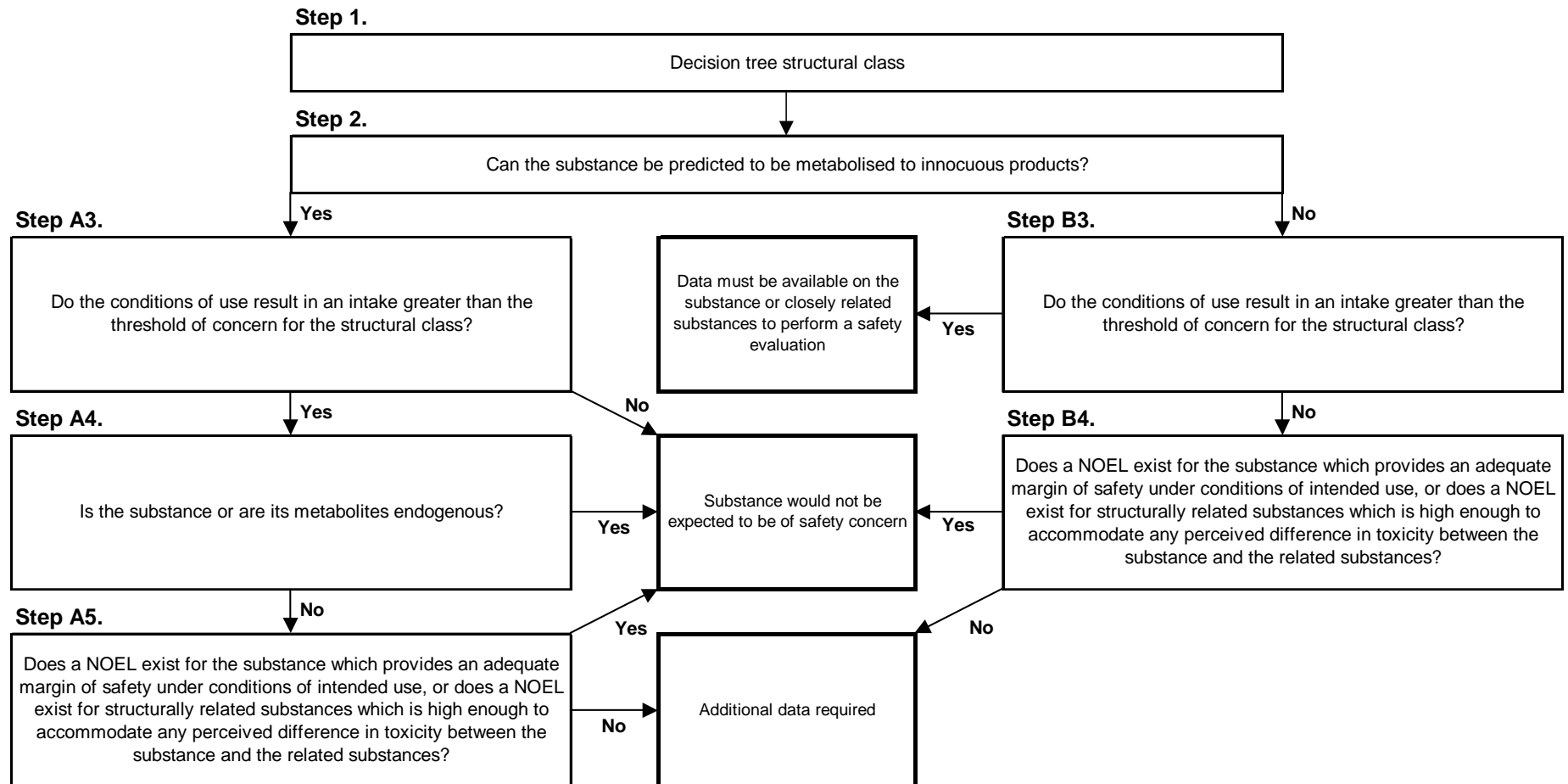


Figure I.1 Procedure for Safety Evaluation of Chemically Defined Flavouring Substances

ANNEX II: USE LEVELS / MTAMDI

II.1 Normal and Maximum Use Levels

For each of the 18 Food categories (Table II.1.1) in which the candidate substances are used, Flavour Industry reports a “normal use level” and a “maximum use level” (EC, 2000). According to the Industry the “normal use” is defined as the average of reported usages and “maximum use” is defined as the 95th percentile of reported usages (EFFA, 2002i). The normal and maximum use levels in different food categories have been extrapolated from figures derived from 12 model flavouring substances (EFFA, 2004e).

Food category	Description
01.0	Dairy products, excluding products of category 02.0
02.0	Fats and oils, and fat emulsions (type water-in-oil)
03.0	Edible ices, including sherbet and sorbet
04.1	Processed fruit
04.2	Processed vegetables (incl. mushrooms & fungi, roots & tubers, pulses and legumes), and nuts & seeds
05.0	Confectionery
06.0	Cereals and cereal products, incl. flours & starches from roots & tubers, pulses & legumes, excluding bakery
07.0	Bakery wares
08.0	Meat and meat products, including poultry and game
09.0	Fish and fish products, including molluscs, crustaceans and echinoderms (MCE)
10.0	Eggs and egg products
11.0	Sweeteners, including honey
12.0	Salts, spices, soups, sauces, salads, protein products, etc.
13.0	Foodstuffs intended for particular nutritional uses
14.1	Non-alcoholic ("soft") beverages, excl. dairy products
14.2	Alcoholic beverages, incl. alcohol-free and low-alcoholic counterparts
15.0	Ready-to-eat savouries
16.0	Composite foods (e.g. casseroles, meat pies, mincemeat) - foods that could not be placed in categories 01.0 - 15.0

The “normal and maximum use levels” are provided by Industry (EFFA, 2001c; EFFA, 2002a; EFFA, 2006d; EFFA, 2004v; Flavour Industry, 2004a) for all the 47 candidate substances in the present flavouring group (Table II.1.2).

FL-no	Food Categories																	
	Normal use levels (mg/kg)																	
	Maximum use levels (mg/kg)																	
	01.0	02.0	03.0	04.1	04.2	05.0	06.0	07.0	08.0	09.0	10.0	11.0	12.0	13.0	14.1	14.2	15.0	16.0
02.125	7	5	10	7	-	10	5	10	2	2	-	-	5	10	5	10	20	5
	35	25	50	35	-	50	25	50	10	10	-	-	25	50	25	50	100	25
02.138	7	5	10	7	-	10	5	10	2	2	-	-	5	10	5	10	20	5
	35	25	50	35	-	50	25	50	10	10	-	-	25	50	25	50	100	25
02.152	7	5	10	7	-	10	5	10	2	2	-	-	5	10	5	10	20	5
	35	25	50	35	-	50	25	50	10	10	-	-	25	50	25	50	100	25
02.170	7	5	10	7	-	10	5	10	2	2	-	-	5	10	5	10	20	5
	35	25	50	35	-	50	25	50	10	10	-	-	25	50	25	50	100	25
02.175	7	5	10	7	-	10	5	10	2	2	-	-	5	10	5	10	20	5
	35	25	50	35	-	50	25	50	10	10	-	-	25	50	25	50	100	25
02.176	7	5	10	7	-	10	5	10	2	2	-	-	5	10	5	10	20	5
	35	25	50	35	-	50	25	50	10	10	-	-	25	50	25	50	100	25
02.195	7	5	10	7	-	10	5	10	2	2	-	-	5	10	5	10	20	5
	35	25	50	35	-	50	25	50	10	10	-	-	25	50	25	50	100	25
02.201	7	5	10	7	-	10	5	10	2	2	-	-	5	10	5	10	20	5
	35	25	50	35	-	50	25	50	10	10	-	-	25	50	25	50	100	25
02.222	7	5	10	7	-	10	5	10	2	2	-	-	5	10	5	10	20	5
	35	25	50	35	-	50	25	50	10	10	-	-	25	50	25	50	100	25
02.234	7	5	10	7	-	10	-	5	2	2	-	-	5	10	5	10	20	5
	35	25	50	35	-	50	-	25	10	10	-	-	25	50	25	50	100	25
05.061	3	2	3	2	-	4	2	5	1	1	-	-	2	3	2	4	5	2
	15	10	15	10	-	20	10	25	5	5	-	-	10	15	10	20	25	10
05.082	3	2	3	2	-	4	2	5	1	1	-	-	2	3	2	4	5	2
	15	10	15	10	-	20	10	25	5	5	-	-	10	15	10	20	25	10
05.143	3	2	3	2	-	4	2	5	1	1	-	-	-	-	2	4	3	2
	15	10	15	10	-	20	10	25	5	5	-	-	-	-	10	20	10	10

Table II.1.2. Normal and Maximum use levels (mg/kg) for candidate substances in FGE.06Rev1 (EFFA, 2001c; EFFA, 2002a; EFFA, 2006d; EFFA, 2004y; Flavour Industry, 2004a; EFFA, 2007a)

FL-no	Food Categories																	
	Normal use levels (mg/kg)																	
	Maximum use levels (mg/kg)																	
	01.0	02.0	03.0	04.1	04.2	05.0	06.0	07.0	08.0	09.0	10.0	11.0	12.0	13.0	14.1	14.2	15.0	16.0
	15	10	15	10	-	20	10	25	5	5	-	-	-	-	10	20	15	10
05.174	3	2	3	2	-	4	2	5	1	1	-	-	2	3	2	4	5	2
	15	10	15	10	-	20	10	25	5	5	-	-	10	15	10	20	25	10
05.203	3	2	3	2	-	4	2	5	1	1	-	-	2	3	2	4	5	2
	15	10	15	10	-	20	10	25	5	5	-	-	10	15	10	20	25	10
05.217	3	2	3	2	-	4	2	5	1	1	-	-	2	3	2	4	5	2
	15	10	15	10	-	20	10	25	5	5	-	-	10	15	10	20	25	10
05.218	3	2	3	2	-	4	2	5	1	1	-	-	2	3	2	4	5	2
	15	10	15	10	-	20	10	25	5	5	-	-	10	15	10	20	25	10
05.220	0,05	-	0,08	0,04	-	0,1	0,1	0,1	-	-	-	-	-	-	0,05	0,08	0,1	-
	0,16	-	0,16	0,08	-	8	0,2	0,2	-	-	-	-	-	-	0,1	0,16	0,2	-
08.074	3	2	3	2	-	10	5	10	2	2	-	-	5	10	3	10	15	5
	15	10	15	10	-	50	25	50	10	10	-	-	25	50	15	50	75	25
08.100	3	2	3	2	-	10	5	10	2	2	-	-	5	10	3	10	15	5
	15	10	15	10	-	50	25	50	10	10	-	-	25	50	15	50	75	25
08.102	3	2	3	2	-	10	5	10	2	2	-	-	5	10	3	10	15	5
	15	10	15	10	-	50	25	50	10	10	-	-	25	50	15	50	75	25
09.341	7	5	10	7	-	10	5	10	2	2	-	-	5	10	5	10	20	5
	35	25	50	35	-	50	25	50	10	10	-	-	25	50	25	50	100	25
09.368	7	5	10	7	-	10	5	10	2	2	-	-	5	10	5	10	20	5
	35	25	50	35	-	50	25	50	10	10	-	-	25	50	25	50	100	25
09.377	7	5	10	7	-	10	5	10	2	2	-	-	5	10	5	10	20	5
	35	25	50	35	-	50	25	50	10	10	-	-	25	50	25	50	100	25
09.567	7	5	10	7	-	10	5	10	2	2	-	-	5	10	5	10	20	5
	35	25	50	35	-	50	25	50	10	10	-	-	25	50	25	50	100	25
09.569	7	5	10	7	-	10	5	10	2	2	-	-	5	10	5	10	20	5
	35	25	50	35	-	50	25	50	10	10	-	-	25	50	25	50	100	25
09.572	7	5	10	7	-	10	5	10	2	2	-	-	5	10	5	10	20	5
	35	25	50	35	-	50	25	50	10	10	-	-	25	50	25	50	100	25
09.575	7	5	10	7	-	10	5	10	2	2	-	-	5	10	5	10	20	5
	35	25	50	35	-	50	25	50	10	10	-	-	25	50	25	50	100	25
09.612	7	2	10	7	-	10	5	10	2	2	-	-	5	10	5	10	20	5
	35	10	50	35	-	50	25	50	10	10	-	-	25	50	25	50	100	25
09.638	7	5	10	7	-	10	5	10	2	2	-	-	5	10	5	10	20	5
	35	25	50	35	-	50	25	50	10	10	-	-	25	50	25	50	100	25
09.640	7	5	10	7	-	10	5	10	2	2	-	-	5	10	5	10	20	5
	35	25	50	35	-	50	25	50	10	10	-	-	25	50	25	50	100	25
09.643	7	5	10	7	-	10	5	10	2	2	-	-	5	10	5	10	20	5
	35	25	50	35	-	50	25	50	10	10	-	-	25	50	25	50	100	25
09.672	7	5	10	7	-	10	5	10	2	2	-	-	5	10	5	10	20	5
	35	25	50	35	-	50	25	50	10	10	-	-	25	50	25	50	100	25
09.673	7	5	10	7	-	10	5	10	2	2	-	-	5	10	5	10	20	5
	35	25	50	35	-	50	25	50	10	10	-	-	25	50	25	50	100	25
09.831	7	5	10	7	-	10	5	10	2	2	-	-	5	10	5	10	20	5
	35	25	50	35	-	50	25	50	10	10	-	-	25	50	25	50	100	25
09.838	7	5	10	7	-	10	5	10	2	2	-	-	5	10	5	10	20	5
	35	25	50	35	-	50	25	50	10	10	-	-	25	50	25	50	100	25
09.855	7	5	10	7	-	10	5	10	2	2	-	-	5	10	5	10	20	5
	35	25	50	35	-	50	25	50	10	10	-	-	25	50	25	50	100	25
09.871	7	5	10	7	-	10	5	10	2	2	-	-	5	10	5	10	20	5
	35	25	50	35	-	50	25	50	10	10	-	-	25	50	25	50	100	25
09.872	7	5	10	7	-	10	5	10	2	2	-	-	5	10	5	10	20	5
	35	25	50	35	-	50	25	50	10	10	-	-	25	50	25	50	100	25
09.884	7	5	10	7	-	10	5	10	2	2	-	-	5	10	5	10	20	5
	35	25	50	35	-	50	25	50	10	10	-	-	25	50	25	50	100	25
09.885	7	5	10	7	-	10	5	10	2	2	-	-	5	10	5	10	20	5
	35	25	50	35	-	50	25	50	10	10	-	-	25	50	25	50	100	25
09.897	7	5	10	7	-	10	5	10	2	2	-	-	5	10	5	10	20	5
	35	25	50	35	-	50	25	50	10	10	-	-	25	50	25	50	100	25
09.898	7	5	10	7	-	10	5	10	2	2	-	-	5	10	5	10	20	5
	35	25	50	35	-	50	25	50	10	10	-	-	25	50	25	50	100	25
09.928	7	5	10	7	7	10	5	10	2	2	-	-	5	10	5	10	20	5
	35	25	50	35	35	50	25	50	10	10	-	-	25	50	25	50	100	25
09.937	0,02	0,02	0,2	0,02	0,02	2	0,4	0,2	0,02	0,02	-	-	0,02	-	2	2	0,02	0,02
	0,4	0,4	4	0,4	0,4	40	8	4	0,4	0,4	-	-	0,4	-	40	40	0,4	0,4
09.938	1	1	10	1	1	100	20	10	1	1	-	-	1	-	100	100	1	1
	5	5	50	5	5	500	100	50	5	5	-	-	5	-	500	500	5	5
09.939	0,02	0,2	0,2	0,02	0,02	2	0,4	0,2	0,02	0,02	-	-	0,02	-	2	2	0,02	0,02
	0,4	0,4	4	0,4	0,4	40	8	4	0,4	0,4	-	-	0,4	-	40	40	0,4	0,4

II.2 mTAMDI Calculations

The method for calculation of modified Theoretical Added Maximum Daily Intake (mTAMDI) values is based on the approach used by SCF up to 1995 (SCF, 1995). The assumption is that a person consumes the amount of flavourable foods and beverages listed in Table II.2.1. These consumption estimates are then multiplied by the reported use levels in the different food categories and summed up.

Class of product category	Intake estimate (g/day)
Beverages (non-alcoholic)	324.0
Foods	133.4
Exception a: Candy, confectionery	27.0
Exception b: Condiments, seasonings	20.0
Exception c: Alcoholic beverages	20.0
Exception d: Soups, savouries	20.0
Exception e: Others, e.g. chewing gum	e.g. 2.0 (chewing gum)

The mTAMDI calculations are based on the normal use levels reported by Industry. The seven food categories used in the SCF TAMDI approach (SCF, 1995) correspond to the 18 food categories as outlined in Commission Regulation (EC) No 1565/2000 (EC, 2000) and reported by the Flavour Industry in the following way (see Table II.2.2):

- Beverages (SCF, 1995) correspond to food category 14.1 (EC, 2000)
- Foods (SCF, 1995) correspond to the food categories 1, 2, 3, 4.1, 4.2, 6, 7, 8, 9, 10, 13, and/or 16 (EC, 2000)
- Exception a (SCF, 1995) corresponds to food category 5 and 11 (EC, 2000)
- Exception b (SCF, 1995) corresponds to food category 15 (EC, 2000)
- Exception c (SCF, 1995) corresponds to food category 14.2 (EC, 2000)
- Exception d (SCF, 1995) corresponds to food category 12 (EC, 2000)
- Exception e (SCF, 1995) corresponds to others, e.g. chewing gum.

Key	Food categories according to Commission Regulation 1565/2000	Distribution of the seven SCF food categories		
		Food	Beverages	Exceptions
01	Dairy products, excluding products of category 02.0	Food		
02	Fats and oils, and fat emulsions (type water-in-oil)	Food		
03	Edible ices, including sherbet and sorbet	Food		
04.1	Processed fruit	Food		
04.2	Processed vegetables (incl. mushrooms & fungi, roots & tubers, pulses and legumes), and nuts & seeds	Food		
05	Confectionery			Exception a
06	Cereals and cereal products, incl. flours & starches from roots & tubers, pulses & legumes, excluding bakery	Food		
07	Bakery wares	Food		
08	Meat and meat products, including poultry and game	Food		
09	Fish and fish products, including molluscs, crustaceans and echinoderms (MCE)	Food		
10	Eggs and egg products	Food		
11	Sweeteners, including honey			Exception a
12	Salts, spices, soups, sauces, salads, protein products, etc.			Exception d
13	Foodstuffs intended for particular nutritional uses	Food		
14.1	Non-alcoholic ("soft") beverages, excl. dairy products		Beverages	
14.2	Alcoholic beverages, incl. alcohol-free and low-alcoholic counterparts			Exception c
15	Ready-to-eat savouries			Exception b
16	Composite foods (e.g. casseroles, meat pies, mincemeat) - foods that could not be placed in categories 01.0 - 15.0	Food		

The mTAMDI values (see Table II.2.3) are presented for each of the 47 flavouring substances in the present flavouring group, for which Industry has provided use and use levels (EFFA, 2002a; EFFA, 2001c; EFFA, 2006d; EFFA, 2004v; Flavour Industry, 2004a). The mTAMDI values are only given for highest reported normal use levels (see Table II.2.3).

Table II.2.3 Estimated intakes based on the mTAMDI approach				
FL-no	EU Register name	mTAMDI (µg/person/day)	Structural class	Threshold of concern (µg/person/day)
02.125	Undec-10-en-1-ol	3900	Class I	1800
02.138	Dec-9-en-1-ol	3900	Class I	1800
02.152	Hept-3-en-1-ol	3900	Class I	1800
02.170	Lavandulol	3900	Class I	1800
02.175	2-Methylbut-3-en-1-ol	3900	Class I	1800
02.176	3-Methylbut-3-en-1-ol	3900	Class I	1800
02.195	Octa-3,5-dien-1-ol	3900	Class I	1800
02.201	Pent-4-en-1-ol	3900	Class I	1800
02.222	3-Pentenol-1	3900	Class I	1800
02.234	3-Nonen-1-ol	3900	Class I	1800
05.061	Oct-6-enal	1600	Class I	1800
05.082	Dodeca-3,6-dienal	1600	Class I	1800
05.174	Pent-4-enal	1600	Class I	1800
05.203	9-Octadecenal	1600	Class I	1800
05.217	5-Decenal	1600	Class I	1800
05.218	16-Octadecenal	1600	Class I	1800
05.220	4Z-Dodecenal	36	Class I	1800
08.074	Dec-3-enoic acid	3200	Class I	1800
08.100	4-Methylpent-3-enoic acid	3200	Class I	1800
08.102	Non-3-enoic acid	3200	Class I	1800
09.341	Citronellyl hexanoate	3900	Class I	1800
09.368	Ethyl 4-methylpent-3-enoate	3900	Class I	1800
09.377	Ethyl oct-3-enoate	3900	Class I	1800
09.567	Hex-3-enyl decanoate	3900	Class I	1800
09.569	Hex-3-enyl octanoate	3900	Class I	1800
09.572	Hex-4-enyl acetate	3900	Class I	1800
09.575	3-Hexenyl heptanoate	3900	Class I	1800
09.612	Lavandulyl acetate	3900	Class I	1800
09.638	Methyl dec-4-enoate	3900	Class I	1800
09.640	Methyl deca-4,8-dienoate	3900	Class I	1800
09.643	Methyl geranate	3900	Class I	1800
09.672	Non-3-enyl acetate	3900	Class I	1800
09.673	Non-6-enyl acetate	3900	Class I	1800
09.831	Ethyl 3,7-dimethyl-2,6-octadienoate	3900	Class I	1800
09.838	3-Hexenyl methyl carbonate	3900	Class I	1800
09.855	trans-3-Hexenyl hexanoate	3900	Class I	1800
09.871	Citronellyl decanoate	3900	Class I	1800
09.872	Citronellyl dodecanoate	3900	Class I	1800
09.885	Hex-3-enyl hexadecanoate	3900	Class I	1800
09.897	3-Methylbut-3-en-1-yl butyrate	3900	Class I	1800
09.898	3-Methylbut-3-en-1-yl hexanoate	3900	Class I	1800
09.928	trans-3-Hexenyl acetate	3900	Class I	1800
09.937	Methyl (3Z)-hexenoate	800	Class I	1800
09.938	6-Methyl-5-hepten-2-yl acetate	40000	Class I	1800
09.939	Ethyl (3Z)-hexenoate	800	Class I	1800
05.143	2,5-Dimethyl-2-vinylhex-4-enal	1600	Class II	540
09.884	Hex-3-enyl-2-ethylbutyrate	3900	Class II	540

ANNEX III: METABOLISM

III.1. Absorption, Distribution, Metabolism and Excretion

Specific information regarding absorption, distribution, metabolism and excretion is not available for any of the candidate substances.

However, in general, short chain (<C8) linear and branched-chain saturated/unsaturated aliphatic esters, alcohols, aldehydes, and carboxylic acids are absorbed from the gastrointestinal tract (JECFA, 2000a; Dawson et al., 1964b; Gaillard & Derache, 1965). Long-chain carboxylic acids, such as linoleic acid and oleic acid, are readily absorbed from micelles in the jejunum, re-esterified with glycerol in chylomicrons and transported via the lymphatic system (Borgström, 1974). Radiolabeled linoleic and oleic acids have been administered by different routes to a variety of mammals and humans, demonstrating that fatty acid uptake occurs in all tissues, including the brain, by passive/facilitated diffusion and/or active transport (Dhopeshwarkar & Mead, 1973; Harris et al., 1980; Abumrad et al., 1984; Schulthess et al., 2000). Large lipid soluble organic molecules are absorbed by passive diffusion across hydrophobic domains in cell membranes (Klaasen, 1996).

A more detailed discussion follows on metabolism of linear saturated/unsaturated primary alcohols, aldehydes, and carboxylic acids, and branched-chain unsaturated primary alcohols, aldehydes, and carboxylic acids.

A relevant discussion of the general aspects of metabolism for these types of substances may be found in FAO/WHO JECFA 42/51 (JECFA, 2000a).

III.2. Biotransformation

III.2.1. Hydrolysis of Esters *in vitro*

Aliphatic esters are hydrolysed to the component alcohols and carboxylic acids as shown in Figure III.1. The carboxylesterase or esterase classes of enzymes, the most important of which are the beta-esterases, catalyse ester hydrolysis (Heymann, 1980). In mammals, these enzymes occur throughout the body in most tissues (Heymann, 1980), but predominate in the hepatocytes (Heymann, 1980). The substrate specificity of beta-carboxylesterase isoenzymes has been correlated with the structure of the alcohol and carboxylic acid components (i.e. R and R', see Figure III.1) (Heymann, 1980).

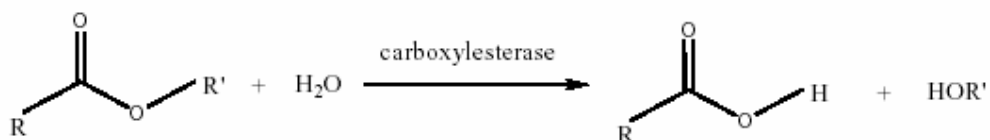


Figure III.1 Ester hydrolysis

In vitro hydrolysis studies of various esters have been performed with specific carboxylesterase isoenzymes isolated from pig and rat livers (Junge & Heymann, 1979; Arndt & Krisch, 1973). Different isoenzymes showed large differences in hydrolysis rates, pending on the chain length of carboxyl and alcohol moiety. The authors concluded that it appears reasonable to assume a

cooperative and complementary function of the different carboxylesterase enzymes in the hydrolysis of the various esters (Junge & Heymann, 1979).

In vitro hydrolysis data have been reported for structurally related esters of saturated linear and branched-chain carboxylic acids. Butyl acetate, ethyl butyrate, ethyl heptanoate, ethyl nonanoate, and ethyl laurate were 10 to 37 % hydrolysed in artificial gastric juice (pH 1.2 at 37 °C) in two hours, and 72 to 100 % hydrolysed in artificial pancreatic juice (pH 7.5 at 37 °C) in one to two hours (Gangolli & Shilling, 1968). The half-lives of ethyl butyrate, ethyl heptanoate, and ethyl laurate are in the range from 490 to 770 minutes in artificial gastric juice and from approximately 5.7 to 9.8 minutes in artificial pancreatic juice (Longland et al., 1977). The half-lives of butyl acetate, isoamyl butyrate, ethyl hexanoate, and ethyl heptanoate were 0.0491 to 0.492 seconds in rat liver tissue preparations and 0.0108 to 0.550 seconds in rat small intestinal mucosa (Longland et al., 1977). A concentration of 15 microlitre citronellyl acetate/l was reported to be completely hydrolysed within two hours by simulated intestinal fluid containing pancreatin (Grundschober, 1977). A concentration of <18 microlitre citronellyl phenylacetate/l was reported to be 60 % hydrolysed within two hours (Grundschober, 1977).

Generally, hydrolysis appears to be faster in homogenates from rat liver and intestinal mucosa than in artificial gastric and pancreatic juices (Longland et al., 1977).

An *in vitro* hydrolysis study on carbonate esters of alpha-, beta-naphtol and p-nitrophenol showed that carbonate esters are also hydrolysed by liver carboxyl esterase from human, rat, and mouse (Huang et al., 1993).

In vitro hydrolysis data from studies with esters related to the candidate substances, indicate that the esters included in this evaluation can be hydrolysed in the gut to yield the corresponding alcohols, and carboxylic acids of the esters prior to absorption or in the liver following absorption (Grundschober, 1977; Longland et al., 1977; Gangolli & Shilling, 1968; Leegwater & Straten, 1974a).

III.2.2. Metabolism of Linear Saturated/Unsaturated Primary Alcohols, Aldehydes, and Carboxylic acids

The alcohols formed via ester or acetal hydrolysis are subsequently oxidized to the corresponding aldehydes (formed by the oxidation of alcohols to their corresponding aldehydes), which are efficiently oxidized to the corresponding saturated/unsaturated carboxylic acids by high capacity enzyme pathways. Isoenzyme mixtures of NAD⁺/NADH-dependent alcohol dehydrogenase (ADH) obtained from human liver microsomes have been reported to catalyse oxidation of linear primary aliphatic saturated/unsaturated alcohols (Pietruszko et al., 1973). A comparison of the alcohol structure with enzyme binding affinity of ADH indicates that increased binding (lower K_m) occurs with increasing chain length (i.e. C1 to C6) of the substrate and the presence of unsaturation. However, maximum reaction rates of oxidation are essentially constant regardless of the alcohol structure suggesting that alcohol-enzyme binding is not the rate limiting step for oxidation; rather, the activity of this enzyme appears to be dependent upon the lipophilic character of the alcohol substrate (Klesov et al., 1977).

Similarly, aldehyde dehydrogenase (ALDH) present predominantly in hepatic cytosol exhibits broad specificity for oxidation of aldehydes (Feldman & Weiner, 1972; Eckfeldt & Yonetani, 1982). ALDH is more active for higher molecular weight aldehydes (Nakayasu et al., 1978). Xanthine oxidase and aldehyde oxidase also catalyse oxidation of a wide range of aldehydes to the corresponding unsaturated carboxylic acids (Beedham, 1988).

At elevated levels of exposure and prior to oxidation to the corresponding carboxylic acid, the aldehyde may conjugate with sulfhydryl groups such as glutathione to yield thiohemiacetals. Oxidation of low molecular weight aldehydes requires glutathione which implies that the substrate for ALDH-mediated oxidation may be the thiohemiacetal (Brabec, 1993).

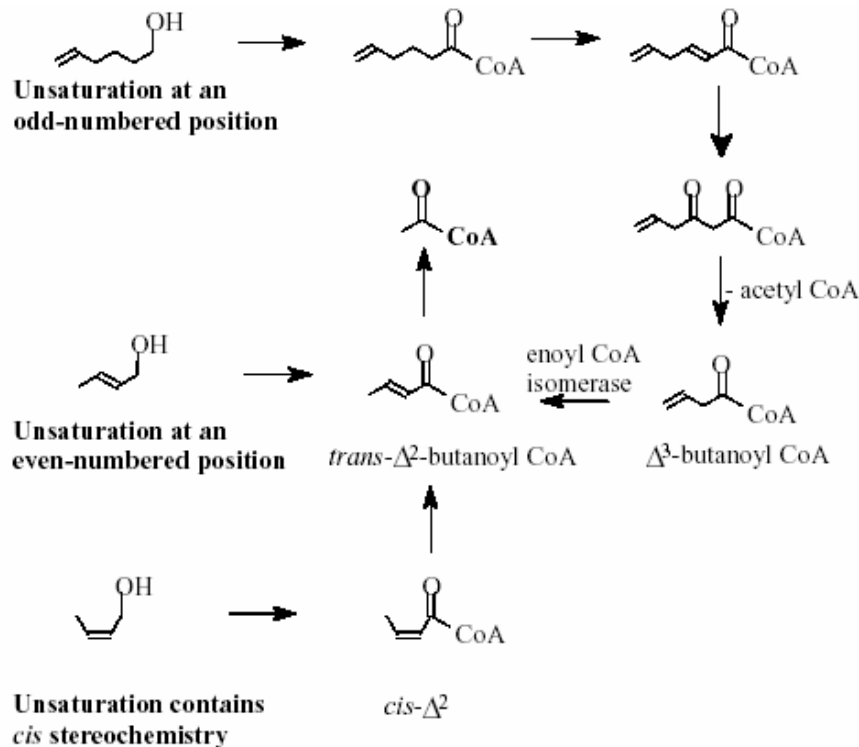


Figure III.2 Metabolism of linear unsaturated carboxylic acid

The resulting linear saturated/unsaturated carboxylic acids participate in normal fatty acid metabolism (Figure III.2). In this pathway, the carboxylic acid is condensed with coenzyme A (CoA) followed by catalytic dehydrogenation mediated by acyl CoA dehydrogenase (Voet & Voet, 1990). The resulting trans-2,3-unsaturated ester (trans- Δ^2 -enoyl CoA) is converted to the 3-ketothioester, which undergoes beta-cleavage to yield an acetyl CoA fragment and a new thioester reduced by two carbons.

Cleavage of acetyl CoA units will continue along the carbon chain until the position of unsaturation is reached. If the unsaturation begins at an odd-numbered carbon, acetyl CoA fragmentation will eventually yield a Δ^3 -enoyl CoA, which cannot enter the fatty acid cycle until it is isomerised to the trans- Δ^2 -enoyl CoA by enoyl CoA isomerase. If unsaturation begins at an even-numbered carbon, acetyl CoA fragmentation yields a Δ^2 -enoyl CoA product, which is a substrate for further fatty acid oxidation. If the stereochemistry of the double bond is cis, it is isomerised to the trans double bond by the action of 3-hydroxyacyl CoA epimerase prior to entering the fatty acid oxidation pathway. Even-numbered carbon acids continue to be cleaved to acetyl CoA while odd-numbered carbon acids yield acetyl CoA and propionyl CoA. Acetyl CoA enters the citric acid cycle directly while propionyl CoA is transformed into succinyl CoA that then enters the citric acid cycle.

Alternate minor metabolic pathways have been characterized for linear long-chain fatty acids and short-chain carboxylic acids containing unsaturation. While linoleic and oleic acids participate in beta-oxidation and normal fatty acid metabolism in most tissues (Masoro, 1977), they may undergo omega-oxidation in the liver and alpha-oxidation in the brain (Wakil & Barnes, 1971; Gibson et al., 1982).

Unsaturated short-chain carboxylic acids may be metabolised via saturation to yield a substrate that may participate in the fatty acid pathway. For example, the mechanism for oxidative metabolism of 4-pentenoic acid has been studied in rat heart mitochondria. *In vitro* 4-pentenoic acid is converted to the CoA thioester, which is dehydrogenated to yield the *trans*-2,4-pentadienoyl CoA (Figure III.3). Two enzyme-catalysed processes then compete for this conjugated thioester. In the first pathway, NADPH-dependent enzyme-catalysed reduction of the delta⁴-alkene leads to *trans*-2-pentenoic acid. The second pathway involves beta-oxidation to yield 3-keto-4-pentenoyl CoA. *In vitro* hydrogenation predominates to yield *trans*-2-pentenoic acid, which then participates in normal fatty acid oxidation (Schulz, 1983).

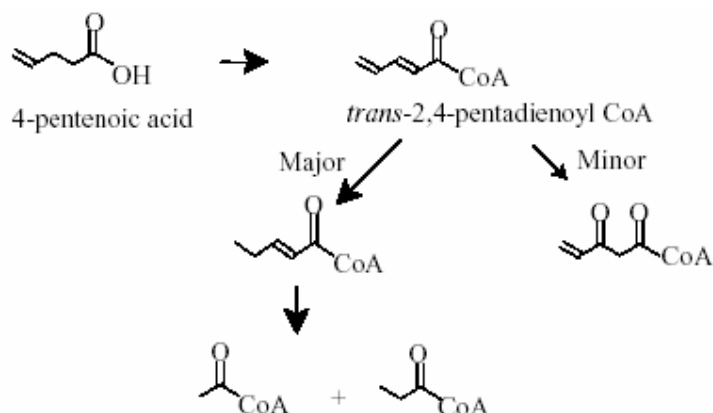


Figure III.3 Metabolism of 4-pentenoic acid

III.2.3. Metabolism of Branched-chain Unsaturated Primary Alcohols, Aldehydes and Carboxylic Acids

Generally, branched-chain aliphatic alcohols are oxidized to the corresponding aldehydes, which in turn are oxidized to the corresponding carboxylic acids (Bosron & Li, 1980; Levi & Hodgson, 1989). Branched-chain aliphatic alcohols and aldehydes have been reported to be substrates for ADH (Hedlund & Kiessling, 1969a; Albro, 1975) and ALDH (Hedlund & Kiessling, 1969a), respectively. As carbon chain length increases, the substrate-enzyme binding affinity with ADH (Pietruszko et al., 1973) and the rates of ALDH-mediated oxidation also increase (Nakayasu et al., 1978).

Similar to their saturated analogs, unsaturated branched-chain aliphatic alcohols and aldehydes are converted by the pathways cited above to the corresponding carboxylic acids, which participate in the normal fatty acid metabolism (Voet & Voet, 1990).

Alternatively, they may undergo a combination of omega, omega-1, and beta-oxidation to yield polar metabolites, which are excreted as such or as glucuronic acid conjugates in the urine (Diliberto et al., 1990). The principal metabolic pathways utilized for metabolisation of these

branched-chain substances are determined primarily by four structural characteristics: carbon chain length, position of alkyl substituents, number of alkyl substituents and size of alkyl substituents.

Short-chain (< C6) branched aliphatic carboxylic acids undergo beta-oxidation, preferentially in the longer chain. Beta-cleavage of the branched aliphatic carboxylic acids yields linear carboxylic acid fragments, which are sources of carbon in the fatty acid metabolism pathway or tricarboxylic acid cycle (Voet & Voet, 1990). For example, a single oral dose of 4.5, 45, or 450 mg/kg [1-¹⁴C]-isobutyric acid given to male Charles River CD rats by gavage was rapidly eliminated in the breath as expired ¹⁴CO₂. Within 24 hours of dosing, 77, 78, or 83 % of the 4.5, 45, or 450 mg/kg dose, respectively, was eliminated as CO₂ (DiVincenzo & Hamilton, 1979).

Methyl methacrylate given to rats by gavage was also eliminated mainly as CO₂ (Bratt & Hathway, 1977).

The hydrolysis of one candidate substance hex-3-enyl-2-ethylbutyrate [FL-no: 09.884] generates 2-ethylbutyric acid [FL-no: 08.045], which has some teratogenic potential (see Section 8.3). Although the 2-ethyl-branched acid is resistant to beta-oxidation, it can be further conjugated with glucuronic acid or undergo omega-oxidation. However, the candidate substance [FL-no: 09.884] cannot be anticipated to be metabolised to an innocuous product.

Terminal double bonds appear in eleven candidate substances [FL-no: 02.125, 02.138, 02.170, 02.175, 02.176, 02.201, 05.143, 05.174, 09.612, 09.897 and 09.898]. Of these, six are unsaturated alcohols [FL-no: 02.125, 02.138, 02.170, 02.175, 02.176 and 02.201] two are unsaturated aldehydes [FL-no: 05.143 and 05.174], and three are unsaturated esters [FL-no: 09.612, 09.897, and 09.898]. These double bonds may be oxidized to the corresponding epoxides. Epoxides are highly reactive molecules, due to the large strain associated with the three membered ring structure, and they react easily with nucleophilic sites of cellular macromolecules. For this reason, several aliphatic alkene-derived epoxides have been demonstrated to be carcinogenic (e.g. ethylene, isoprene, butadiene, glycidol) (Melnick, 2002). Alternatively, epoxides can be conjugated with glutathione (GSH) by glutathione S-transferases (GSTs) or hydrolysed to diols by epoxide hydrolases (EHs). The latter two reactions can be considered to be detoxifications.

It has been demonstrated that terminal double bonds may be oxidised at the double bond to give the corresponding epoxide or, alternatively, at the allylic carbon to give the allylic alcohol, as was demonstrated with 1-hexene with rat and human P450s (Chiappe et al., 1998). The ratio of epoxidation over allylic oxidation, as measured with different P450 isoforms (CYP) is ≥1, indicating that epoxide formation is generally favoured (Chiappe et al., 1998). Theoretically these pathways could occur with the candidate substances [FL-no: 02.125, 02.138, 02.175, 02.201, 06.143 and 05.174].

In the same paper (Chiappe et al., 1998) it was demonstrated that the biotransformation of 2-methyl-1-hexene proceeds exclusively via the epoxide, which was further hydrolysed by EH to the diol. This pathway might apply to the alcohols [FL-no: 02.170 and 02.176] and to the alcohol moiety of [FL-no: 09.612, 09.897 and 09.898]

However, the risk associated with the epoxidation of the terminal double bond of these candidate substances is expected to be low for several reasons:

- 1) epoxides can be metabolised by conjugation with glutathione or by epoxide-hydrolase mediated hydrolysis.
- 2) The terminal double bonds are all present in molecules that have alcohol- or aldehyde functions at the end distal from the double bond, or that are alcohol moieties of esters. The alcohol- and aldehyde functions can be expected to be readily attacked by oxidation

processes, ultimately yielding unsaturated carboxylic acids, and also hydrolysis of the esters would yield the unsaturated alcohols, which will be oxidised to carboxylic acids. Biochemical attack of these carboxylic acids via e.g. beta-oxidation or conjugation with glucuronic acid is expected to be much more efficient and rapid than microsomal oxidation.

Rats metabolised geraniol and citral (unsaturated branched-chain alcohol and aldehyde, respectively) largely via omega-oxidation to yield a mixture of diacids and hydroxy acids (Diliberto et al., 1990; Chadha & Madyastha, 1984). Geraniol related terpenoid alcohols (citronellol and nerol), and the aldehydes (geranial, citronellal, and neral) exhibit similar pathways of metabolic metabolism in animals (Figure III.4).

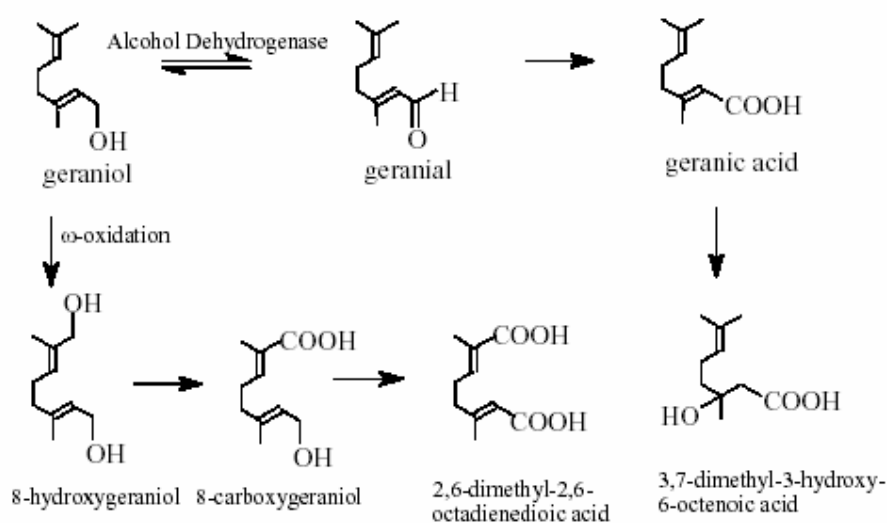


Figure III.4 Metabolism of Geraniol in rats

Male rats were given repeated oral doses of 800 mg [$1\text{-}^3\text{H}$]-geraniol/kg bw by gavage daily for 20 days. Five urinary metabolites were identified via two primary pathways. In one pathway, the alcohol is oxidized to yield geranic acid (3,7-dimethyl-2,6-octadienoic acid), which is subsequently hydrated to yield 3,7-dimethyl-3-hydroxy-6-octenoic acid. In a second pathway, the alcohol undergoes omega-oxidation mediated by liver cytochrome P-450 (Chadha & Madyastha, 1982) to yield 8-hydroxygeraniol. Selective oxidation at C-8 yields 8-carboxygeraniol, which undergoes further oxidation to the principal urinary metabolite 2,6-dimethyl-2,6-octadienedioic acid (Chadha & Madyastha, 1984).

Mono methyl substituted fatty acids are extensively metabolised to CO_2 via beta-oxidative cleavage in the fatty acid pathway. If more than one methyl group is substituted in the lower as well as higher molecular weight acids or ethyl or propyl substituents are present, beta-oxidation is inhibited. In those cases metabolism involves direct conjugation of the acid with glucuronic acid, or omega-oxidation followed by conjugation (Williams, 1959; Deuel, 1957).

III.3. Conclusion

In summary, it is anticipated that the esters in the group of 47 candidate substances will undergo hydrolysis in the gastrointestinal tract, blood, and liver to yield their corresponding aliphatic alcohols, aldehydes, and carboxylic acids. Esters, aliphatic alcohols, aldehydes, and carboxylic acids are expected to be absorbed from the gastrointestinal tract. Alcohols would be oxidized to their corresponding aldehydes and carboxylic acids, and aldehydes would be oxidized to their corresponding carboxylic acids. The resulting aliphatic carboxylic acids undergoes metabolism to CO₂ in the tricarboxylic acid cyclic and fatty acid pathway.

The following substances [FL-no: 02.170, 02.176, 09.612, 09.884, 09.341, 09.643, 09.871, 09.872, 09.831, 09.897 and 09.898] are not completely oxidised to CO₂ due to substitution in the beta-position or sterich hindrance. These substances, the esters after hydrolysis, are expected to undergo oxidation reactions and to be excreted as such or after conjugation with glucuronic acid. Hex-3-enyl-2-ethylbutyrate [FL-no: 09.884], is hydrolysed to 2-ethylbutyric acid and hex-3-enol, which can be further conjugated with glucuronic acid or undergo omega-oxidation. However, the candidate substance [FL-no: 09.884] cannot be anticipated to be metabolised to an innocuous product.

The risk associated with possible epoxidation of the terminal double bond of these candidate substances is expected to be low for two reasons. Epoxides can be metabolised by conjugation with glutathione or by epoxide-hydrolase mediated hydrolysis. The terminal double bonds in this group of flavourings are all present in molecules that have alcohol- or aldehyde functions at the end distal from the double bond, and the alcohol and aldehyde functions are expected to be metabolised to carboxylic acids prior to epoxidation of the double bond.

ANNEX IV: TOXICITY

Acute toxicity data are available for four candidate substances of the present flavouring group of 47 substances from chemical groups 1 and 4, and for 42 supporting and structurally related substances evaluated by JECFA at the 49th, 51st and 61st meetings (JECFA, 1998a; JECFA, 1999a; JECFA, 2004b). The supporting substances are listed in brackets.

TABLE IV.1: ACUTE TOXICITY

Table IV.1: ACUTE TOXICITY						
Chemical Name [FL-no]	Species	Sex	Route	LD50 (mg/kg bw)	Reference	Comments
(4-Pentenoic acid [08.048])	Mouse	NR	Gavage	610	(Jenner et al., 1964)	
	Rat	M/F	Gavage	470	(Jenner et al., 1964)	
Pent-4-enal [05.174]	Rat	F	Gavage	620	(Smyth et al., 1962)	
<i>(cis</i> -3-Hexen-1-ol [02.056])	Mouse	M	Gavage	7000	(Gaunt et al., 1969)	
	Mouse	F	Gavage	7200	(Gaunt et al., 1969)	
	Rat	M/F	Oral	4700	(Moreno, 1973b)	
	Rat	M	Gavage	10100	(Gaunt et al., 1969)	
	Rat	F	Gavage	7300	(Gaunt et al., 1969)	
<i>(cis</i> -3-Hexenal [05.075])	Rat	M/F	Gavage	1560	(Palanker & Lewis, 1979)	
((<i>Z,Z</i>)-3,6-Nonadien-1-ol ¹ [02.189])	Rat	M/F	Oral	2000	(Koike, 1996)	
<i>(cis</i> -6-Nonenal [05.059])	Mouse	NR	Oral	5000	(Moreno, 1978b)	
(9-Decenal ¹ [05.139])	Mouse	M/F	Gavage	9500	(Johnson, 1980)	LD50> 5 ml/kg.
(10-Undecenal [05.035])	Rat	NR	Oral	5000	(Hart & Wong, 1971)	
(10-Undecenoic acid [08.039])	Mouse	NR	Gavage	8150	(Newell et al., 1949)	
	Mouse	NR	Oral	2300-6600	(Tislow et al., 1950)	
	Rat	NR	Oral	2500	(Tislow et al., 1950)	
(Oleic acid [08.013])	Rat	NR	Oral	5000	(Moreno, 1977b)	
	Rat	NR	Oral	19000	(Briggs et al., 1976)	LD50 was > 21.5 ml for ocadecanoic acid (75 % oleic acid) and octadecadienoic acid (53 % linoleic acid, 23 % oleic acid).
<i>(cis</i> -3-Hexenyl propionate ¹ [09.564])	Rat	NR	Oral	5000	(Moreno, 1976f)	
<i>(cis</i> -3-Hexenyl valerate ¹)	Rat	NR	Oral	5000	(Moreno, 1978d)	1/10 rats died after a dose of 5000 mg/kg.
(Ethyl <i>cis</i> -4,7-octadienoate [09.290])	Rat	M/F	Gavage	10000	(Mondino, 1979)	
(Methyl 9-undecenoate [09.236])	Rat	M	Oral	3000	(Moreno, 1977b)	
(Ethyl 10-undecenoate [09.237])	Rat	NR	Oral	5000	(Moreno, 1977b)	
(Butyl 10-undecenoate [09.238])	Rat	NR	Oral	5000	(Moreno, 1977b)	
(Ethyl oleate [09.192])	Rat	NR	Oral	5000	(Bailey, 1976d)	1/10 rats died after a dose of 5000 mg/kg.
Methyl-3-but-3-en-1-ol [02.176]	Rat	NR	Oral	5440	(BASF, 1968)	
(2,6-Dimethyl-5-heptenal [05.074])	Rat	NR	Oral	5000	(Levenstein, 1974b)	
	Rat	M/F	Gavage	4550	(Mayyasi et al., 1981)	LD50> 5 ml/kg.
Lavandulol [02.170]	Mouse	NR	Oral	5000	(Moreno et al., 1982)	4/10 mice died after a dose of 5000 mg/kg.

Table IV.1: ACUTE TOXICITY

Chemical Name [FL-no]	Species	Sex	Route	LD50 (mg/kg bw)	Reference	Comments
(3-Hexenyl isobutyrate ¹ [09.563])	Rat	M/F	Gavage	25000	(Moran et al., 1980)	
	Mouse	M/F	Gavage	25000	(Moran et al., 1980)	
(Hexyl 2-methyl-3&4-pentenoate [09.546])	Rat	M/F	Gavage	5000	(Elleman, 1979)	
(Ethyl 2-methyl-3,4-pentadienoate [09.540])	Mouse	M	Gavage	1316	(Babish, 1978c)	
	Mouse	F	Gavage	892	(Babish, 1978c)	
	Mouse	M/F	Gavage	770	(Moran et al., 1980)	
(Citronellyl formate [09.078])	Rat	M/F	Gavage	8400	(Calandra, 1971)	
(Geranyl formate [09.076])	Rat	M/F	Gavage	5460	(Weir & Wong, 1971a)	LD50 > 6 ml/kg. 1/5 rats died after 6 ml/kg.
(Neryl formate [09.212])	Rat	NR	Oral	5000	(Moreno, 1975f)	
(Rhodinyl formate [09.079])	Rat	NR	Oral	5000	(Moreno, 1974a)	1/10 rats died after a dose of 5000 mg/kg.
(Citronellyl acetate [09.012])	Rat	M/F	Gavage	6800	(Calandra, 1971)	
(Geranyl acetate [09.011])	Rat	M/F	Gavage	6330	(Jenner et al., 1964)	
(Neryl acetate [09.213])	Rat	M/F	Gavage	4550	(Levenstein & Wolven, 1972a)	LD50 > 5 ml/kg.
(Rhodinyl acetate [09.033])	Rat	M/F	Gavage	5000	(Levenstein, 1973a)	LD50 > 5 ml/kg.
(Citronellyl propionate [09.129])	Rat	NR	Oral	5000	(Moreno, 1973a)	3/10 rats died after a dose of 5000 mg/kg.
(Geranyl propionate [09.128])	Rat	NR	Oral	5000	(Russell, 1973a)	
(Neryl propionate [09.169])	Rat	NR	Oral	5000	(Moreno, 1975f)	
(Rhodinyl propionate [09.141])	Rat	NR	Oral	5000	(Moreno, 1976h)	
(Citronellyl butyrate [09.049])	Rat	NR	Oral	5000	(Moreno, 1972a)	3/10 rats died after a dose of 5000 mg/kg.
(Geranyl butyrate [09.048])	Rat	M/F	Gavage	10660	(Jenner et al., 1964)	
(Rhodinyl butyrate)	Rat	NR	Oral	5000	(Moreno, 1975f)	
(Geranyl hexanoate [09.067])	Rat	NR	Oral	5000	(Moreno, 1975f)	
(Citronellyl isobutyrate [09.421])	Rat	NR	Oral	5000	(Denine & Palanker, 1973a)	
(Geranyl isobutyrate [09.431])	Rat	NR	Oral	5000	(Shelanski & Moldovan, 1973a)	
(Neryl isobutyrate [09.424])	Rat	M	Oral	5000	(Moreno, 1980d)	
(Rhodinyl isobutyrate)	Rat	NR	Oral	5000	(Moreno, 1975f)	
(Geranyl isovalerate [09.453])	Rat	NR	Oral	5000	(Levenstein, 1975a)	
(Geranyl 2-ethylbutanoate [09.515])	Mouse	NR	Oral	8000	(Pelmont et al., 1968)	
Undec-10-en-1-ol [02.125]	Rat	M/F	Oral	5000	(Levenstein & Wolven, 1972c)	LD50 > 5 ml/kg.

NR: Not Reported

¹ A substance evaluated at the 61st JECFA meeting structurally related to candidate substances in FGE.06rev1.

Subacute / subchronic / chronic / carcinogenicity toxicity data are available for 12 supporting substances of the present flavouring group. They were evaluated at the 49th and 51st JECFA meetings (JECFA, 1998a; JECFA, 1999a). No repeated dose studies are available on the candidate substances. The supporting substances are listed in brackets.

TABLE IV.2: SUBACUTE / SUBCHRONIC / CHRONIC / CARCINOGENICITY STUDIES

Table IV.2: Subacute / Subchronic / Chronic / Carcinogenicity Studies							
Chemical Name [FL-no]	Species; Sex No./Group	Route	Dose levels	Duration	NOAEL (mg/kg bw/day)	Reference	Comments
(<i>cis</i> -3-Hexen-1-ol [02.056])	Rat; M, F 30	Drinking water	0, 310, 1250, 5000 ppm equal to M: 0, 30, 127, 410 mg/kg bw/day, F: 0, 42, 168, 721 mg/kg bw/day	98 days	127-168	(Gaunt et al., 1969)	NOAEL corresponds to 1250 mg/kg feed
(10-Undecenoic acid [08.039])	Rat; M, F NR	Gavage	0, 100, 200, and 400 mg/kg bw/day	6 months	400	(Tislow et al., 1950)	Total number of animals studied was 152. Endpoints included body weight and changes in autopsy (only poorly reported abstract available).
	Rat; M 7	Diet	0, 5000, 10000 and 25000 mg/kg feed equivalent to 0, 500, 1000 and 2500 mg/kg bw/day	8 weeks	2500 ³	(Newell et al., 1949)	Reported only data on body weight. Study ongoing at the reporting time. There was a reduction in body weight gain at both concentration. Doses are considered very high.
(Oleic acid [08.013])	Rabbit; M, F 20	Diet	0, 150000 mg/kg feed equivalent to 4500 mg/kg bw/day	36 weeks	4500 ³	(Borgman & Wardlaw, 1975)	Groups: (1) olive oil and (2) semipurified oleic acid. Treatment included periods with diet supplemented with cholesterol. Serum cholesterol was the main endpoint. Rabbits fed oleic acid began to deteriorate by week 17th. Animals showed severe to slight hepatic fatty acid degeneration.
	Mouse; NR 36 and 55	Diet	0, 1500 mg/kg feed equivalent to 0, 225 mg/kg bw/day	24 months	225 ³	(El-Khatib & Cora, 1981)	Groups were given (1) normal diet, or (2) normal diet + corn oil (10 %) + oleic acid (0.15%). Main endpoint was lipid content in the liver and pituitary gland. There was an increase. In 3 of 36 surviving mice given diet with corn oil + oleic acid adenocarcinoma of the colon was reported.
	Rabbit; M, F 38-42	Diet	0, 150000 mg/kg feed equivalent to 0, 4500 mg/kg bw/day	16 weeks	4500 ³	(Lee et al., 1986)	Treated animals were given a diet with 40 % casein and 15 % oleic acid. Examined for gallbladder content. The treated animals showed gallstones.

Table IV.2: Subacute / Subchronic / Chronic / Carcinogenicity Studies

Chemical Name [FL-no]	Species; Sex No./Group	Route	Dose levels	Duration	NOAEL (mg/kg bw/day)	Reference	Comments
(Oleic acid/linoleic acid mixture [08.013] / [08.041])	Mouse; M, F 329-623	Oral (given on a separate dish)	0, 0 and ~ 64-100 mg/kg bw/day	≈ 24 months (long term, exact duration not reported)	64-100	(Szepsenwol & Boschetti, 1975)	A NOAEL was not determined. Groups: (1) untreated (2) refined corn oil, (3) refined corn oil with 15 mg/g oleic acid/linoleic acid mixture. Mice given treatment (3) had a higher incidence of stomach tumours as compared to the other two groups.
	Mouse; NR 195-328	Oral (given on a separate dish)	0, 0, 0, and ~ 85-100 mg/kg bw/day	≈ 24 months (long term, exact duration not reported)	85-100	(Szepsenwol, 1978)	A NOAEL was not determined. Groups: (1) untreated, (2) refined corn oil, (3) crude corn oil, and (4) refined corn oil + oleic acid/linoleic acid mixture. The mixture oleic acid/linoleic acid was carcinogenic, with an increased incidence of forestomach papilloma, squamous cell carcinoma and pyloric tumours.
(Hexanoic acid ¹ [08.009])	Rat; M, F 10	Diet	100000 mg/kg feed equivalent to 5000 mg/kg bw/day	5 months	5000 ¹	(Mori, 1953)	Endpoint was gastric lesions. No attempt was made to estimate the amount ingested by rats due to the volatility of fatty acid, which raises concerns on the validity of the results.
(2,6-Dimethyl-5-heptenal [05.074])	Rat; M, F 30	Diet	0, 9, 37, and 150 mg/kg bw/day	3 months	37	(Gaunt et al., 1983)	
(2-Ethylbutyric acid ¹ [08.045])	Rat; M, F 6	Diet	6000 mg/kg feed equivalent to 300 mg/kg bw/day	3 months	300 ³	(Amoore et al., 1978)	
(Citronellyl acetate and geranyl acetate [09.012] and [09.011])	Mouse; M, F 20	Gavage	0, 125, 500, 1000, and 2000 mg/kg bw/day	13 weeks	1000	(NTP, 1987a)	The test material was composed of 71 % geranyl acetate and 29 % citronellyl acetate.
	Rat; M, F 20	Gavage	0, 250, 500, 1000, 2000, and 4000 mg/kg bw/day	13 weeks	2000	(NTP, 1987a)	The test material was composed of 71 % geranyl acetate and 29 % citronellyl acetate.
	Mouse; M, F 100	Gavage	0, 500, and 1000 mg/kg bw/day	2 years	500	(NTP, 1987a)	The test material was composed of 71 % geranyl acetate and 29 % citronellyl acetate. Survival among males was 62, 64 and 0%, respectively. Survival among females was 50, 30, and 0%, respectively. The mixture was not considered to be carcinogenic.
(Citronellyl acetate and geranyl acetate [09.012] and [09.011], continued)	Rat; M, F 100	Gavage	0, 1000, and 2000 mg/kg bw/day	2 years	1000	(NTP, 1987a)	The test material was composed of 71 % geranyl acetate and 29 % citronellyl acetate. Survival among males was 68, 58 and 36%. Survival among females was 70, 56 and 66%, respectively. The mixture was not considered carcinogenic.

Chemical Name [FL-no]	Species; Sex No./Group	Route	Dose levels	Duration	NOAEL (mg/kg bw/day)	Reference	Comments
(Geranyl acetate [09.011])	Rat; M, F 20	Diet	0, 1000, 2500, and 10000 mg/kg feed equivalent to 0, 50, 125, 500 mg/kg bw/day	17 weeks	500 ³	(Hagan et al., 1967)	
(Geraniol ² [02.012])	Rat; M, F 10	Diet	0, 10000 mg/kg feed equivalent to 500 mg/kg bw/day	16 weeks	500 ³	(Hagan et al., 1967)	
	Rat; M, F 10	Diet	0, 1000 mg/kg feed equivalent to 50 mg/kg bw/day	27 – 28 weeks	50 ³	(Hagan et al., 1967)	
(Citronellol ² [02.011])	Rat; M, F 30	Diet	Incompletely reported	12 weeks	50	(Oser, 1967)	The test material was a mixture consisting of equal amounts of citronellol and linalool. The publication was not provided, only a FAO report referring to it. There was a slightly retarded growth of males, without effect on food utilization. No other endpoints are mentioned.
(Citronellyl isobutyrate [09.421])	Rat; M, F 28	Diet	0, 14.7 mg/kg bw/day	3 months	14.7	(Damske et al., 1980)	

NR = Not Reported.

NA = Not Applicable.

¹A substance evaluated at the 49th JECFA meeting and structurally related to candidate substances in FGE.06.

²A substance evaluated at the 61st JECFA meeting structurally related to candidate substances in FGE.06.

³Conversion table for test chemical treatment dosed used in PAFA (FDA, 1993).

No developmental and reproductive toxicity studies are available for any candidate substance in the present flavouring group. One study was available for one supporting substance and for one hydrolysis product.

TABLE IV.3: DEVELOPMENTAL / REPRODUCTIVE TOXICITY STUDIES

Table IV.3: Developmental / Reproductive Toxicity Studies							
Chemical name	Study type Duration	Species/sex No/group	Route	Dose levels	NOAEL mg/kg/day Including information on possible maternal toxicity	Reference	Comments
(10-Undecenoic acid [08.039])	One generation study 9 months	Rat; M, F NR	Gavage	NR	NR	(Tislow et al., 1950)	Only poorly reported abstract available.
(2-Ethylbutyric acid [08.045])	Developmental toxicity; dose administered gestation days 6-15	Rat; F 9-18	gavage	0, 150, 200 mg/kg bw	200	(Narotsky et al., 1994)	
	Developmental toxicity; dose administered gestation day 8	Mouse; F 15/group	Subcutaneous injection	0, 600 mg/kg bw	< 600	(Nau & Löscher, 1986)	1

NR = Not Reported.

1) In the present study valproic acid as well as a number of related substances was examined with respect to their teratogenic potential. Valproic acid was highly teratogenic at 600 mg/kg/day. The study showed that the teratogenic potential increased with the number of carbon-atoms in the 2-position.

In vitro mutagenicity/genotoxicity data are available for one candidate substances of the present flavouring group evaluation from chemical group 4 and for six supporting substances evaluated at the 49th and 51st JECFA meetings (JECFA, 1998a; JECFA, 1999a). Supporting substances are listed in brackets.

TABLE IV.4: GENOTOXICITY (IN VITRO)

Table IV.4: GENOTOXICITY (<i>in vitro</i>)						
Chemical Name [FL-no]	Test system	Test Object	Concentration	Result	Reference	Comments
(9-Decenal ¹ [05.139])	Ames assay	<i>S. typh.</i> TA98, TA100, TA1535, TA1537, TA1538	0.001-1 nl/plate (0.001-1 µg/plate)	Negative ²	(Richold & Jones, 1980)	In the absence of metabolic activation, the highest concentrations were cytotoxic. The study is considered valid.
(Oleic acid [08.013])	Ames assay	<i>S. typh.</i> TA98, TA100, TA1535, TA1537, TA1538, <i>E. coli</i> WP2uvrA	1 - 5000 µg/plate	Negative ²	(Shimizu et al., 1985)	Modified Ames, preincubation assay. The study is considered valid.
	Ames assay	<i>S. typh.</i> TA98, TA100, TA1535, TA1537	1 - 0, 333 µg/plate	Negative ²	(Mortelmans et al., 1986)	Modified Ames, preincubation assay. Concentrations were selected based on a preliminary experiment. The study is considered valid.
	Rec assay	<i>B. subtilis</i>	100 - 1000 µg/plate	Negative ²	(Osawa & Namiki, 1982)	The validity of this study is unclear.
	SCE test	CH V79	2.5 - 10 µg/ml	Negative	(Kinsella, 1982)	Not cytotoxic. The assay was only performed without metabolic activation. Doses were selected based on a preliminary assay. The study is considered valid.
	Chrom. abs.	CH V79	2.5 - 10 µg/ml	Positive	(Kinsella, 1982)	There was an increase in numerical abnormalities, but not in breaks, not concentration dependent. No cytotoxicity was observed. The assay was only performed without metabolic activation. Doses were selected based on preliminary assay. The study is considered valid.
	6-TG resistance	CH V79	1.0 µg/ml	Negative	(Kinsella, 1982)	Not cytotoxic. Only one concentration level. The assay was only performed without metabolic activation. The validity of the study cannot be evaluated.
(Methyl linoleate & Methyl linolenate (mixture) [09.646])	Ames (His ⁺ reversion) assay	<i>S. typh.</i> TA100, TA98, TA102, TA97, TA1537	125 - 1000 µg/plate	Negative ²	(MacGregor et al., 1985)	Tests were conducted with methyl linoleate and methyl linolenate separately. Both were negative. Doses were selected based on preliminary assay. The study is considered valid.
Methyl-3-but-3-en-1-ol [02.176]	Ames assay	<i>S. typh.</i> TA98, TA100, TA1535, TA1537	20 - 5000 µg/plate	Negative ^{2,5}	(BASF, 1989c)	The complete report for this study was not provided. The validity of

Chemical Name [FL-no]	Test system	Test Object	Concentration	Result	Reference	Comments
(2,6-Dimethyl-5-heptenal [05.074])	Ames assay	<i>S. typh.</i> TA98, TA100, TA1535, TA1537, TA1538	Up to 3600 µg/plate	Negative ²	(Wild et al., 1983)	this study cannot be evaluated. Five concentrations tested. The study is considered valid.
	Ames assay	<i>S. typh.</i> TA98, TA100, TA1535, TA1537, TA1538	Up to 50000 µg/plate	Negative ²	(Heck et al., 1989)	No information concerning a possible cytotoxic effect nor on the number of concentrations tested. The test guidelines do not require more than 5 mg/plate. The validity of this poorly reported study cannot be evaluated.
	UDS test	Rat hepatocytes	Up to 1000 µg/ml	Negative ²	(Heck et al., 1989)	No information concerning the number of concentrations tested. The validity of this poorly reported study cannot be evaluated.
(Geranyl formate [09.076])	Rec assay	<i>B. subtilis</i>	18 µg/disk	Negative	(Oda et al., 1979)	From english abstract. Only one dose level is mentioned in a table. The validity of the study is unclear.
(Geranyl acetate [09.011])	Ames assay	<i>S. typh.</i> , TA98, TA100, TA1535	Up to 2000 µg/plate	Negative	(Heck et al., 1989)	No information concerning a possible cytotoxic effect nor on the number of concentrations tested. The validity of this poorly reported study cannot be evaluated.
	Ames assay	<i>S. typh.</i> , TA98, TA100, TA1535, TA1537	1 - 3333 µg/plate	Negative	(Mortelmans et al., 1986)	Modified Ames, preincubation assay. Doses were selected based on preliminary assay. The study is considered valid.
	Rec assay	<i>B. subtilis</i>	17 µg/disk	Negative	(Oda et al., 1979)	From english abstract. Only one dose level is mentioned in a table. The validity of this study is unclear.
	Rec assay	<i>B. subtilis</i>	Up to 20 µl/disk	Negative	(Yoo, 1986)	From english abstract. No information concerning the number of doses tested. The validity of this study cannot be evaluated.
	Gene mutation	Mouse; L5178Y TK+/-	Up to 100 µg/ml Up to 78 µg/ml	Negative ³ ; Positive ⁴ (weak)	(Heck et al., 1989)	The validity of this poorly reported study cannot be evaluated.
	Gene mutation	Mouse; L5178Y TK+/-	18.3 µg/ml	Negative ³ ; Positive ⁴	(Tennant et al., 1987)	Detailed information on this study was not provided. The article includes a table presenting the results of different genotoxicity and carcinogenicity tests performed with several compounds.
	SCE test	CHO cells	45 - 80 µg/ml; 50 - 299 µg/ml	Positive (weak) ³ ; Positive (weak) or negative ⁴	(Galloway et al., 1987)	Positive results, without metabolic activation, were observed at cytotoxic concentrations. Doses were selected based on preliminary assay. The study is considered valid.

Chemical Name [FL-no]	Test system	Test Object	Concentration	Result	Reference	Comments
	Chromosomal aberrations	CHO cells	60 - 100 µg/ml; 50 - 150 µg/ml	Negative ¹ ;	(Galloway et al., 1987)	Doses were selected based on preliminary assay. The study is considered valid.
	UDS test	Hepatocytes of F344 male rats	NR	Negative	(Mirsalis et al., 1983)	Only an abstract is available. The validity of this study cannot be evaluated.
	Inhibition of DNA synthesis	CHO cells	113 µmole	Negative	(Meigs et al., 1995)	Only one concentration level is mentioned. The validity of this study is unclear.
	UDS test	Hepatocytes of F344 male rats	Up to 100 nl/ml	Negative	(Heck et al., 1989)	No information concerning the number of concentrations tested. The validity of this poorly reported study cannot be evaluated.
	Gene mutation	Human lymphoblast TK6	Up to 320 µg/ml; Up to 500 µg/ml	Negative ³ ;	(Casparly et al., 1988)	Compound precipitation was the limiting factor for the maximum concentration. The study is considered valid.

NR = Not Reported.

¹ A substance evaluated at the 61st JECFA meeting structurally related to candidate substances in FGE.06.

² With and without metabolic activation.

³ Without rat liver S-9 activation.

⁴ With rat liver S-9 activation.

⁵ Methyl-3-but-3-en-1-ol [FL-no: 02.176] (purity not reported) was tested in a bacterial reversion assay (Ames test) with *Salmonella typhimurium* strain TA1535, TA100, TA1537 and TA98 with and without exogenous metabolic activation (origin not reported), following the standard plate test and pre-incubation test. It is not reported whether a dose range-finding experiment was performed. The main experiments were conducted at a not reported number of doses from 20 to 5000 microgram/plate. It is not reported whether the doses were tested in duplicate or triplicate. It is not reported the identity of the solvent.

Result: negative. Eventual bacteriotoxicity or precipitation is not reported.

Remarks: the available report mentions that the study was performed in accordance with the OECD Guideline 471 "Genetic Toxicology: *Salmonella typhimurium* Reverse Mutation Assay". The available report does not contain sufficient details nor is it published in a peer-reviewed journal. The validity of this study cannot be evaluated.

In vivo mutagenicity/genotoxicity data are available for two supporting substances of the present flavouring group. They were evaluated at the 49th JECFA meetings (JECFA, 1998a). The supporting substances are listed in brackets.

TABLE IV.5: GENOTOXICITY (*IN VIVO*)

Table IV.5: GENOTOXICITY (<i>in vivo</i>)							
Chemical Name [FL-no]	Test system	Test Object	Route	Dose	Result	Reference	Comments
(2,6-Dimethyl-5-heptenal [05.074])	Mouse micronucleus assay	NMRI male and female mouse bone marrow	NR	420 - 1540 mg/kg	Negative	(Wild et al., 1983)	Mice received a single dose. Dose levels were not justified. The validity of this study cannot be evaluated.
	<i>Base</i> test	<i>D. melanogaster</i>	NR	25 mM	Negative	(Wild et al., 1983)	Only one dose is mentioned. The validity of this study is unclear.
(Geranyl acetate [09.011])	Mouse micronucleus assay	B6C3F1 mouse bone marrow cells	i.p.	450 - 1800 mg/kg bw/day	Negative	(Shelby et al., 1993)	Selection of maximum dose was justified. The study is considered valid.
	Unscheduled DNA synthesis	F344 male rats hepatocytes	Oral gavage	NR	Negative	(Mirsalis et al., 1983)	Only an abstract is available. The validity of this study cannot be evaluated.

NR = Not Reported.

NA = Not Applicable.

REFERENCES:

- Abumrad, N.A., Park, J.H., Park, C.R., 1984. Permeation of long-chain fatty acid into adipocytes. *J. Biol. Chem.* 259(14), 8945-8953.
- Albro, P.W., 1975. The metabolism of 2-ethylhexanol in rats. *Xenobiotica* 5(10), 625-636.
- Amoore, J.E., Gumbmann, M.R., Booth, A.N., Gould, D.H., 1978. Synthetic flavors: efficiency and safety factors for sweaty and fishy odorants. *Chem. Senses Flavour* 3(3), 307-317.
- Arndt, R., Krisch, K., 1973. Catalytic properties of an unspecific carboxylesterase (E1) from rat-liver microsomes. *Eur. J. Biochem.* 36, 129-134.
- Babish, J.G., 1978c. Acute oral toxicity (LD50) of 78-001-2 in albino mice (BLU: Ha (ICR)). Ethyl 2-methyl-3,4-pentadienoate. Food and Drug Research Laboratories, Inc. Lab. no. 5724b, study no. 78-001, may 12, 1978. Unpublished data submitted by EFFA to SCF.
- Bailey, D.E., 1976d. Acute oral toxicity in rats. Dermal toxicity in rabbits. Ethyl oleate. Food and Drug Research Laboratories, Inc. Lab. no. 2782, May 21, 1976. Unpublished data submitted by EFFA to SCF.
- BASF, 1968. Abteilung Toxikologie, unveroeffentlichte Untersuchung (XVIII/290). Cited in European Commission - European Chemicals Bureau, 1996. IUCLID Dataset, CAS no. 763-32-6. Section 5.1.1 Acute oral toxicity.
- BASF, 1989c. Abteilung Toxikologie, unveroeffentlichte Untersuchung (88/36). Cited in European Commission - European Chemicals Bureau, 1996. IUCLID Dataset, CAS no. 763-32-6. Section 5.5 Genetic toxicity 'in Vitro'.
- Beedham, C., 1988. Molybdenum hydroxylases. In: Gorrod, J.W., Oeschlager, H., Caldwell, J., (Eds.). *Metabolism of xenobiotics*. Taylor and Francis, London, pp. 51-58.
- Borgman, R.F., Wardlaw, F.B., 1975. Serum cholesterol concentrations and cholelithiasis in rabbits as influenced by the form of dietary fat. *Am. J. Vet. Res.* 36, 93-95.
- Borgström, B., 1974. Fat digestion and absorption. In: Smyth, D.H. (Ed.). *Biomembranes- Intestinal Absorption*. vol. 4B. Plenum Press, London - New York, 556-620.
- Bosron, W.F., Li, T.K., 1980. Alcohol dehydrogenase. In: Jakoby, W.B. (Ed.). *Enzymatic Basis of Detoxification* vol. 1. Academic Press, New York, 231-248.
- Brabec, M.J., 1993. Aldehydes and Acetals. In: Clayton, G.D., Clayton, F.E. (Eds.). *Patty's Industrial Hygiene and Toxicology*. 4th Ed. vol. 2A. John Wiley & Sons Inc., New York, 283-327.
- Bratt, H., Hathway, D.E., 1977. Fate of methyl methacrylate in rats. *Br. J. Cancer* 36, 114-119.
- Briggs, G.B., Doyle, R.L., Young, J.A., 1976. Safety studies on a series of fatty acids. *Am. Ind. Hyg. Assoc. J.* 37(4), 251-253.
- Calandra, J.C., 1971. Acute toxicity studies with five samples. Trichloromethyl phenyl carbonyl acetate, p-methyl acetophenone, citronellyl acetate, citronellyl formate, and aldehyde C-12 lauri. IBT no. A9535. Industrial Bio-Test Laboratories. Report submitted by EFFA to SCF, april 12, 1972.
- Caspary, W.J., Langenbach, R., Penman, B.W., Crespi, C., Myhr, B.C., Mitchell, A.D., 1988. The mutagenic activity of selected compounds at the TK locus rodent vs. human cells. *Mutat. Res.* 196, 61-81.
- CEC, 1991. Reports of the Scientific Committee for Food. First series of food additives of various technological functions. Opinions expressed 18 May 1990, pp. 1-3, 7, 14.
- Chadha, A., Madyastha, K.M., 1982. Omega-hydroxylation of acyclic monoterpene alcohols by rat lung microsomes. *Biochem. Biophys. Res. Comm.* 106(3), 1271-1277.
- Chadha, A., Madyastha, K.M., 1984. Metabolism of geraniol and linalool in the rat and effects on liver and lung microsomal enzymes. *Xenobiotica* 14(5), 365-374.
- Chiappe, C., De Rubertis, A., Amato, G., Gervasi, P.G., 1998. Stereochemistry of the biotransformation of 1-hexene and 2-methyl-1-hexene with rat liver microsomes and purified P450s of rats and humans. *Chem. Res. Toxicol.*, 11, 1487-1493.
- CoE, 1992. Flavouring substances and natural sources of flavourings. 4th Ed. vol. I. Chemically defined flavouring substances. Council of Europe, partial agreement in the social and public health field. Strasbourg.
- Cramer, G.M., Ford, R.A., Hall, R.L., 1978. Estimation of toxic hazard - a decision tree approach. *Food Cosmet. Toxicol.* 16(3), 255-276.

- Damske, D., Mecler, F.J., Beliles, R.P., Liverman, J.L., 1980. 90-day toxicity study in rats. Isoamyl isovalerate. Final report. Litton Bionetics, Inc., Maryland. Unpublished report submitted by EFFA to SCF.
- Dawson, A.M., Holdsworth, C.D., Webb, J., 1964b. Absorption of short chain fatty acids in man. *Proc. Soc. Exp. Biol. Med.* 117, 97-100.
- Denine, E.P., Palanker, A., 1973a. Acute oral and dermal toxicity studies. 72-105 citronellyl isobutyrate (bl 2011). Study no. 13563-001. Unpublished report submitted by EFFA to SCF.
- Deuel Jr., H.J., 1957. The lipids, their chemistry and biochemistry. vol. III Biochemistry, Biosynthesis, Oxidation, Metabolism and Nutritional Value. Chapter III: The oxidation and metabolism of triglycerides, fatty acids, and glycerol in the animal body. Interscience Publishers Inc., New York.
- Dhopeshwarkar, G.A., Mead, J.F., 1973. Uptake and transport of fatty acids into the brain and the role of the blood-brain barrier system. In: Paoletti, R., Kritchevsky, D. (Eds.). *Advances in Lipid Research*. vol. 11. Academic Press, pp. 109-142.
- Diliberto, J.J., Srinivas, P., Overstreet, D., Usha, G., Burka, L.T., Birnbaum, L.S., 1990. Metabolism of citral, an alpha,beta-unsaturated aldehyde, in male F344 rats. *Drug Metab. Disposition* 18(6), 866-875.
- DiVincenzo, G.D., Hamilton, M.L., 1979. Fate of n-butanol in rats after oral administration and its uptake by dogs after inhalation or skin application. *Toxicol. Appl. Pharmacol.* 48, 317-325.
- EC, 1996. Regulation No 2232/96 of the European Parliament and of the Council of 28 October 1996. *Official Journal of the European Communities* 23.11.1996, L 299, 1-4.
- EC, 1999a. Commission Decision 1999/217/EC of 23 February 1999 adopting a register of flavouring substances used in or on foodstuffs. *Official Journal of the European Communities* 27.3.1999, L 84, 1-137.
- EC, 2000. Commission Regulation No 1565/2000 of 18 July 2000 laying down the measures necessary for the adoption of an evaluation programme in application of Regulation (EC) no. 2232/96. *Official Journal of the European Communities* 19.7.2000, L 180, 8-16.
- EC, 2002b. Commission Regulation No 622/2002 of 11 April 2002 establishing deadlines for the submission of information for the evaluation of chemically defined flavouring substances used in or on foodstuffs. *Official Journal of the European Communities* 12.4.2002, L 95, 10-11.
- EC, 2006. Commission Decision 2006/252/EC of 27 March 2006 amending Decision 1999/217/EC as regards the register of flavouring substances used in or on foodstuffs. *Official Journal of the European Union* 29.3.2006, L 91, 48.
- Eckfeldt, J.H., Yonetani, Y., 1982. Isoenzymes of aldehyde dehydrogenase from horse liver. *Methods Enzymol.* 89, 474-477, 479.
- EFFA, 2001c. Submission 2000-3. Flavouring group evaluation of 24 flavouring substances (candidate chemicals) of the chemical groups 1 and 2 (Annex I of 1565/2000/EC), structurally related to linear and branched-chain aliphatic, unsaturated, unconjugated alcohols, aldehydes, acids, and related esters from FAO/WHO JECFA 42/51. November 20, 2001. SCOOP/FLAV/8.7.
- EFFA, 2001e. Submission 2000-3. Flavouring group evaluation of 24 flavouring substances (candidate chemicals) of the chemical groups 1 and 2 (Annex I of 1565/2000/EC), structurally related to linear and branched-chain aliphatic, unsaturated, unconjugated alcohols, aldehydes, acids, and related esters from FAO/WHO JECFA 42/51. November 20, 2001. SCOOP/FLAV/8.7. European inquiry on volume of use. IOFI, International Organization of the Flavor Industry, 1995. Private communication to FEMA. Unpublished report submitted by EFFA to SCF.
- EFFA, 2002a. Submission 2001-2. Flavouring group evaluation of 39 flavouring substances (candidate chemicals) of the chemical group 4 (Annex I of 1565/2000/EC), structurally related to linear and branched-chain aliphatic, unsaturated, unconjugated alcohols, aldehydes, acids, and related esters [FAO/WHO JECFA 42/51] or esters derived from branched-chain terpenoid alcohols and aliphatic acyclic linear and branched-chain carboxylic acids [FAO/WHO JECFA 40/49]. January 24, 2002. SCOOP/FLAV/8.8.
- EFFA, 2002b. Submission 2001-3. Flavouring group evaluation of 38 flavouring substances (candidate chemicals) of the chemical group 5 (Annex I of 1565/2000/EC), structurally related to saturated aliphatic acyclic secondary alcohols, ketones, and related saturated and unsaturated esters [FAO/WHO JECFA 42/51], or aliphatic secondary alcohols, ketones and related esters [under consideration during the 59th meeting of JECFA] used as flavouring substances. April 5, 2002. SCOOP/FLAV/8.9.
- EFFA, 2002c. Submission 2001-2. Flavouring group evaluation of 39 flavouring substances (candidate chemicals) of the chemical group 4 (Annex I of 1565/2000/EC), structurally related to linear and branched-chain aliphatic, unsaturated, unconjugated alcohols, aldehydes, acids, and related esters [FAO/WHO JECFA 42/51] or esters derived from branched-chain terpenoid alcohols and aliphatic acyclic linear and branched-chain carboxylic acids [FAO/WHO JECFA 40/49]. January 24, 2002. SCOOP/FLAV/8.8. European inquiry on volume of use. IOFI, International Organization of the Flavor Industry, 1995. Private communication to FEMA. Unpublished report submitted by EFFA to SCF.

- EFFA, 2002d. Submission 2002-addenda 4. Supplement of 1 flavouring substance (candidate chemical) of the chemical group 4 (Annex I of 1565/2000/EC) structurally related to linear aliphatic, unsaturated, unconjugated alcohols, aldehydes, acids and related esters used as flavouring substances. December 27, 2002.
- EFFA, 2002i. Letter from EFFA to Dr. Joern Gry, Danish Veterinary and Food Administration. Dated 31 October 2002. Re.: Second group of questions. FLAVIS/8.26.
- EFFA, 2004e. Intake - Collection and collation of usage data for flavouring substances. Letter from Dan Dils, EFFA to Torben Hallas-Møller, EFSA. May 31, 2004.
- EFFA, 2004u. Submission of 2001-2 Addendum. Supplement of six flavouring substances (candidate chemicals) to the flavouring group evaluation of the chemical group 4 (Annex I of 1565/2000/EC) structurally related to linear and branched-chain aliphatic, unsaturated, unconjugated alcohols, aldehydes, acids, and related esters [FAO/WHO JECFA 42/51] or esters derived from branched-chain terpenoid alcohols and aliphatic acyclic linear and branched-chain carboxylic acids [FAO/WHO JECFA 40/49] used as flavouring substances. 30 March 2004. Unpublished report submitted by EFFA to FLAVIS Secretariat. FLAVIS/8.66.
- EFFA, 2004v. Submission of 2001-2 Addendum. Supplement of six flavouring substances (candidate chemicals) to the flavouring group evaluation of the chemical group 4 (Annex I of 1565/2000/EC) structurally related to linear and branched-chain aliphatic, unsaturated, unconjugated alcohols, aldehydes, acids, and related esters [FAO/WHO JECFA 42/51] or esters derived from branched-chain terpenoid alcohols and aliphatic acyclic linear and branched-chain carboxylic acids [FAO/WHO JECFA 40/49] used as flavouring substances. 30 March 2004. FLAVIS/8.66. European inquiry on volume of use. IOFI, International Organization of the Flavor Industry, 1995. Private communication to FEMA. Unpublished report submitted by EFFA to FLAVIS Secretariat.
- EFFA, 2006c. Addendum of 2 flavouring substances (candidate chemicals) to the flavouring group evaluation of the chemical group 4 (Annex I of 1565/2000/EC) structurally related to linear and branched-chain aliphatic, unsaturated, unconjugated alcohols, aldehydes, acids, and related esters [FAO/WHO JECFA 42/51] used as flavouring substances addendum to FGE.06 (EFFA submission 2001-2). 21 December 2006. Unpublished report submitted by EFFA to FLAVIS Secretariat. FLAVIS/8.65.
- EFFA, 2006d. Addendum of 2 flavouring substances (candidate chemicals) to the flavouring group evaluation of the chemical group 4 (Annex I of 1565/2000/EC) structurally related to linear and branched-chain aliphatic, unsaturated, unconjugated alcohols, aldehydes, acids, and related esters [FAO/WHO JECFA 42/51] used as flavouring substances addendum to FGE.06 (EFFA submission 2001-2). 21 December 2006. FLAVIS/8.65. European inquiry on volume of use. IOFI, International Organization of the Flavor Industry, 1995. Private communication to FEMA. Unpublished report submitted by EFFA to FLAVIS Secretariat.
- EFFA, 2007a. E-mail from Jan Demyttenaere, EFFA to Flavis Secretariat, National Foodinstitute, Technical University of Denmark. Dated 8 February 2007. RE: FLAVIS submissions - use levels for Category 14.2 - Alcoholic beverages FLAVIS/8.70.
- EFSA, 2004a. Minutes of the 7th Plenary meeting of the Scientific Panel on Food Additives, Flavourings, Processing Aids and Materials in Contact with Food, Held in Brussels on 12-13 July 2004. Brussels, 28 September 2004. [Online]. Available: http://www.efsa.eu.int/science/afc/afc_meetings/502_en.html
- El-Khatib, S.M., Cora, E.M., 1981. Role of high-fat diet in tumorigenesis in C57BL/1 mice. *J. Natl. Cancer. Inst.* 66(2), 297-301.
- Elleman, P.N., 1979. Acute oral toxicity in rats (single dose LD50) of hexyl 2-methyl-3 and 4-pentenoate. *Cosmopolitan Safety Evaluation*. Study no. 0179, November 26, 1979. Unpublished data submitted by EFFA to SCF.
- Eurostat, 1998. Total population. Cited in Eurostat, 2004. The EU population, Total population. Available: <http://europa.eu.int/comm/eurostat/newcronos/queen/display.do?screen=detail&language=en&product=YES&root=YES/yearlies/c/caa/caa10000>. August 13, 2004.
- FDA, 1993. Priority-based assesment and food additives (PAFA) database. Center for food safety and applied nutrition, p. 58.
- Feldman, R.I., Weiner, H., 1972. Horse liver aldehyde dehydrogenase. I. Purification and characterization. *J. Biol. Chem.* 247(1), 260-266.
- Flavour Industry, 2004a. Unpublished information submitted by Flavour Industry to DG SANCO and forwarded to EFSA. A-06.
- Gaillard, D., Derache, R., 1965. Métabolisation de différents alcools, présents dans les boissons alcooliques, chez le rat. [Metabolism of different alcohols, present in different alcoholic beverages in rat]. *Trav. Soc. Pharm. Montp.* 25(1), 51-62. (In French)
- Galloway, S.M., Armstrong, M.J., Reuben, C., Colman, S., Brown, B., Cannon, C., Bloom, A.D., Nakamura, F., Ahmed, M., Duk, S., Rimpo, J., Margolin, B.H., Resnick, M.A., Anderson, B., Zeiger, E., 1987. Chromosome aberrations and sister chromatid exchanges in Chinese hamster ovary cells: evaluations of 108 chemicals. *Environ. Mol. Mutag.* 10(Suppl. 10), 1-175.
- Gangolli, S.D., Shilling, W.H., 1968. Hydrolysis of esters by artificial gastric and pancreatic juices. Research report no. 11/1968. Unpublished report submitted by EFFA to SCF.
- Gaunt, I.F., Colley, J., Grasso, P., Lansdown, A.B.G., Gangolli, S.D., 1969. Acute (rat and mouse) and short term (rat) toxicity studies on cis-3-hexen-1-ol. *Food Cosmet. Toxicol.* 7(5), 451-459.

- Gaunt, I.F., Wright, M.G., Cottrell, R., Gangolli, S.D., 1983. Short-term toxicity of 2,6-dimethylhept-5-en-1-al in rats. *Food Chem. Toxicol.* 21(5), 543-549.
- Gibson, G.G., Orton, T.C., Tamburini, P.P., 1982. Cytochrome P-450 induction by clofibrate. Purification and properties of a hepatic cytochrome P-450 relatively specific for the 12- and 11- hydroxylation of dodecanoic acid (lauric acid). *Biochem. J.* 203, 161-168.
- Grundschober, F., 1977. Toxicological assessment of flavouring esters. *Toxicology* 8, 387-390.
- Hagan, E.C., Hansen, W.H., Fitzhugh, O.G., Jenner, P.M., Jones, W.I., Taylor, J.M., Long, E.L., Nelson, A.A., Brouwer, J.B., 1967. Food flavourings and compounds of related structure. II. Subacute and chronic toxicity. *Food Cosmet. Toxicol.* 5(2), 141-157.
- Harris, P., Gloster, J.A., Ward, B.J., 1980. Transport of fatty acids in the heart. *Arch. Mal. Coeur* 73(6), 593-598.
- Hart, E.R., Wong, L.C.K., 1971. Acute oral toxicity studies in rats, acute dermal toxicity and primary skin irritation studies in rabbits of 17 fragrance materials. Bionetics Research Laboratories. July 30, 1971. Report submitted by EFFA to SCF.
- Heck, J.D., Vollmuth, T.A., Cifone, M.A., Jagannath, D.R., Myhr, B., Curren, R.D., 1989. An evaluation of food flavoring ingredients in a genetic toxicity screening battery. *Toxicologist* 9(1), 257-272.
- Hedlund, S.G., Kiessling, K.H., 1969a. The physiological mechanism involved in hangover. I. Oxidation of some lower aliphatic fusel alcohols and aldehydes in rat liver and their effect on the mitochondrial oxidation of various substrates. *Acta Pharmacol. Toxicol.* 27, 381-396.
- Heymann, E., 1980. Carboxylesterases and amidases. In: Jakoby, W.B. (Ed.). *Enzymatic basis of detoxication*. 2nd Ed. Academic Press, New York, pp. 291-323.
- Huang, T.L., Szekacs, A., Uematsu, T., Kuwano, E., Parkinson, A., Hammock, B.D., 1993. Hydrolysis of carbonates, thiocarbonates, carbamates, and carboxylic esters of alpha-naphthol, beta-naphthol, and p-nitrophenol by human, rat, and mouse liver carboxylesterases. *Pharmacol. Res.* 10(5), 639-648.
- IOFI, 1995. European inquiry on volume of use. IOFI, International Organization of the Flavor Industry, 1995.
- JECFA, 1980a. Evaluation of certain food additives. Twenty-third report of the Joint FAO/WHO Expert Committee on Food Additives. WHO Technical Report Series, no. 648, Geneva.
- JECFA, 1995. Evaluation of certain food additives and contaminants. Forty-fourth Meeting of the Joint FAO/WHO Expert Committee on Food Additives. WHO Technical Report Series, no. 859. Geneva.
- JECFA, 1996a. Toxicological evaluation of certain food additives. The forty-fourth meeting of the Joint FAO/WHO Expert Committee on Food Additives and contaminants. WHO Food Additives Series: 35. IPCS, WHO, Geneva.
- JECFA, 1997a. Evaluation of certain food additives and contaminants. Forty-sixth report of the Joint FAO/WHO Expert Committee on Food Additives. Geneva, 6-15 February 1996. WHO Technical Report Series, no. 868. Geneva.
- JECFA, 1997b. Compendium of food additive specifications. Addendum 5. Joint FAO/WHO Expert Committee of Food Additives 49th session. Rome, 17-26 June 1997. FAO Food and Nutrition paper 52 Add. 5.
- JECFA, 1998a. Safety evaluation of certain food additives and contaminants. The forty-ninth meeting of the joint FAO/WHO Expert Committee on Food Additives (JECFA). WHO Food Additives Series: 40. IPCS, WHO, Geneva.
- JECFA, 1998b. Compendium of food additive specifications. Addendum 6. Joint FAO/WHO Expert Committee of Food Additives 51st session. Geneva, 9-18 June 1998. FAO Food and Nutrition paper 52 Add. 6.
- JECFA, 1999a. Safety evaluation of certain food additives. The fifty-first meeting of the Joint FAO/WHO Expert Committee on Food Additives (JECFA). WHO Food Additives Series: 42. IPCS, WHO, Geneva.
- JECFA, 1999b. Evaluation of certain food additives and contaminants. Forty-ninth report of the Joint FAO/WHO Expert Committee on Food Additives. Rome, 17-26 June 1997. WHO Technical Report Series, no. 884. Geneva.
- JECFA, 2000a. Evaluation of certain food additives. Fifty-first meeting of the Joint FAO/WHO Expert Committee on Food Additives. Geneva, 9-18 June 1998. WHO Technical Report Series, no. 891. Geneva.
- JECFA, 2000d. Compendium of food additive specifications. Addendum 8. Joint FAO/WHO Expert Committee of Food Additives. 55th meeting. Geneva, 6-15 June 2000. FAO Food and Nutrition paper 52 Add. 8.
- JECFA, 2001c. Compendium of food additive specifications. Addendum 9. Joint FAO/WHO Expert Committee of Food Additives 57th session. Rome, 5-14 June 2001. FAO Food and Nutrition paper 52 Add. 9.
- JECFA, 2003b. Compendium of food additive specifications. Addendum 11. Joint FAO/WHO Expert Committee of Food Additives 61st session. Rome, 10-19 June 2003. FAO Food and Nutrition paper 52 Add. 11.

- JECFA, 2004a. Evaluation of certain food additives. Sixty-first report of the Joint FAO/WHO Expert Committee on Food Additives. WHO Technical Report Series, no. 922. Rome, 10-19 June 2003.
- JECFA, 2004b. Safety evaluation of certain food additives and contaminants. Sixty-first meeting of the Joint FAO/WHO Expert Committee on Food Additives, WHO Food Additives Series: 52. IPCS, WHO, Geneva.
- JECFA, 2005b. Compendium of food additive specifications. Addendum 12. Joint FAO/WHO Expert Committee of Food Additives 63rd session. Rome, 8-17 June 2004. FAO Food and Nutrition paper 52 Add. 12.
- JECFA, 2007c. Joint FAO/WHO Expert Committee on Food Additives. Sixty-eight meeting, Geneva, 19-28 June 2007. Summary and conclusions issued 12 July 2007.
- Jenner P.M., Hagan E.C., Taylor J.M., Cook E.L., Fitzhugh O.G., 1964. Food flavorings and compounds of related structure. I. Acute oral toxicity. *Food Cosmet. Toxicol.* 2, 327-343.
- Johnson, A.W., 1980. Acute oral toxicity test. 9-Decenal. Project no. 11571. Unpublished data submitted by EFFA to SCF.
- Junge, W., Heymann, E., 1979. Characterization of the isoenzymes of pig liver esterase. II. Kinetic studies. *Eur. J. Biochem.* 95, 519-525.
- Kinsella, A.R., 1982. Elimination of metabolic co-operation and the induction of sister chromatid exchanges are not properties common to all promoting or co-carcinogenic agents. *Carcinogenesis* 3(5), 499-503.
- Klesov, A.A., Lange, L.G., Sytkowski, A.J., Vallee, B.L., 1977. Unusual nature of the substrate specificity of alcohol dehydrogenases of different origins. (Translated from paper in Russian: *Bioorganich. Khim.* 3(8), 1141-1144).
- Klaasen, C.D. (Ed.), 1996. Casarett and Doull's Toxicology: The basic science of poisons. 5th Ed. McGraw-Hill, New York.
- Koike, S., 1996. Acute toxicity study in rats. 3,6-nonadien-1-ol (Z,Z). Study no. 6L011. 4/8-1996. Data submitted by EFFA to SCF.
- Lee, S.P., Tasman-Jones, C., Carlisle, V., 1986. Oleic acid-induced cholelithiasis in rabbits: Changes in bile composition and gallbladder morphology. *Am. J. Pathol.* 124(1), 18-24.
- Leegwater, D.C., Straten, S., 1974a. In vitro study of the hydrolysis of twenty-six organic esters by pancreatin. Central Institute for Nutrition and Food Research. Report no. R 4319. Project no. 8.33.01. February, 1974.
- Levenstein, I., Wolven, A.M., 1972a. To determine the oral LD50, in rats, of the test material as submitted. Neryl acetate. Leberco Laboratories, Inc. Assay no. 21699. February 9, 1972. Unpublished report submitted by EFFA to SCF.
- Levenstein, I., Wolven, A.M., 1972c. To determine the oral LD50, in rats, of the test material as submitted. Undecylene Alcohol C-11, assay no. 21683. RIFM 71-1-10. March 13, 1972. Leberco Laboratories. Unpublished data submitted by EFFA to FLAVIS Secretariat.
- Levenstein, I., 1973a. To determine the oral LD50, in rats, of the test material as submitted. Rhodiny acetate. Leberco Laboratories, Inc. Assay no. 30975. December 27, 1973. Unpublished report submitted by EFFA to SCF.
- Levenstein, I., 1974b. Acute oral toxicity (rats - 5 gms./kg. body weight dose). Dermal toxicity (rabbit - 5 gms./kg. body weight dose). Dimethyl heptenal (melonal). Leberco Laboratories, Inc. Assay no. 41776. March 15, 1974. Unpublished report submitted by EFFA to SCF.
- Levenstein, I., 1975a. Acute oral toxicity (rats- 5 gms./kg) body weight dose). Dermal toxicity (rabbits-5 gms./kg. body weight dose). Geranyl isovalerate. Leberco Laboratories, Inc. Assay no. 53287. May 16, 1975. Unpublished data submitted by EFFA to SCF.
- Levi, P.E., Hodgson, E., 1989. Metabolites resulting from oxidative and reductive processes. In: Hutson, D. H., Caldwell, J., Paulson, G.D. (Eds.). *Intermediary Xenobiotic Metabolism in Animals*. Taylor and Francis, London, pp. 119-138.
- Liu, Z., Uesaka, T., Watanabe, H., Kato, N., 2001. High fat diet enhances colonic cell proliferation and carcinogenesis in rats by elevating serum leptin. *Int. J. Oncol.* 19, 1009-1014.
- Longland, R.C., Shilling, W.H., Gangolli, S.D., 1977. The hydrolysis of flavouring esters by artificial gastrointestinal juices and rat tissue preparations. *Toxicology* 8, 197-204.
- MacGregor, J.T., Wilson, R.E., Neff, W.E., Frankel, E.N., 1985. Mutagenicity tests of lipid oxidation products in *Salmonella typhimurium*: Monohydroperoxides and secondary oxidation products of methyl linoleate and methyl linolenate. *Food Chem. Toxicol.* 23(12), 1041-1047.
- Masoro, E.J., 1977. Lipids and lipid metabolism. *Annu. Rev. Physiol.* 39, 301-321.
- Mayyasi, S.A., Calkins, J.E., Shanahan, R.W., Gray, W.D., 1981. Acute oral toxicity and pharmacotoxic screen in rats of 81-301-01. Biosphere Research Center, Inc. J.E. Project no. 81-049. May, 28, 1981. Unpublished data submitted by EFFA to SCF.

- Meigs, T.E., Sherwood, S.W., Simoni, R.D., 1995. Farnesyl acetate, a derivative of an isoprenoid of the mevalonate pathway, inhibits DNA replication in hamster and human cells. *Exp. Cell Res.* 219(2), 461-470.
- Melnick, R.L., 2002. Carcinogenicity and mechanistic insights on the behavior of epoxides and epoxide-forming chemicals. *Ann. N.Y. Acad. Sci.* 982, 177-189.
- Mirsalis, J., Tyson, K., Beck, J., Loh, E., Steinmetz, K., Contreras, C., Austere, L., Martin, S., Spalding, J., 1983. Induction of unscheduled DNA synthesis (UDS) in hepatocytes following in vitro and in vivo treatment. *Environ. Mol. Mutag.* 5(3), 482.
- Mondino, A., 1979. TT 193 Acute toxicity study. Instituto Di Ricerche Biomediche " Antoine Marxer " S.P.A. Exp. no. 887. September 18, 1979. Unpublished data submitted by EFFA to SCF.
- Moran, E.J., Easterday, D.D., Oser, B.L., 1980. Acute oral toxicity of selected flavor chemicals. *Drug Chem. Toxicol.* 3(3), 249-258.
- Moreno, O.M., Cerven, D.R., Altenbach, E.J., 1982. Report to RIFM, 22 February. Cited in Ford, R.A., Api, A.M., Letizia, C.S., 1992. Monographs on fragrance raw materials. *Food Chem. Toxicol.* 30, 55S.
- Moreno, O.M., 1972a. Acute oral toxicity (rat - 5 gms/kg body weight dose). Dermal toxicity (rabbit - 5 gms/kg body weight dose). Citronellyl butyrate. MB Research Laboratories, Inc. Project no. MB 72-5x. November 1, 1972. Unpublished data submitted by EFFA to SCF.
- Moreno, O.M., 1973a. Acute oral toxicity in rats (rat - 5 gms/kg body weight dose). Dermal toxicity in rabbits (rabbit - 5 gms/kg body weight dose). Citronellyl propionate. MB Research Laboratories, Inc. Project no. MB 72-12. Date 2/1/73. Unpublished data submitted by EFFA to SCF.
- Moreno, O.M., 1973b. Acute oral toxicity study in rats. Dermal toxicity in rabbits. Beta gamma hexenol. MB Research Laboratories, Inc. Project no. MB 72-18. Date 2/1/73. Unpublished report submitted by EFFA to SCF.
- Moreno, O.M., 1974a. Acute oral toxicity in rats. Dermal toxicity in rabbits. Rhodinyl formate. MB Research Laboratories, Inc. Project no. MB 74-596. August 22, 1974. Unpublished report submitted by EFFA to SCF.
- Moreno, O.M., 1975f. Acute oral toxicity in rats. Dermal toxicity in rabbits. MB Research Laboratories, Inc. Geranyl caproate, rhodinyl butyrate, neryl formate, neryl propionate, rhodinyl isobutyrate. Project nos. MB 75-817, 75-811, 75-812, 75-810, 75-824. June 25, 1975. Unpublished data submitted by EFFA to SCF.
- Moreno, O.M., 1976f. Acute oral toxicity in rats. Dermal toxicity in rabbits. Cis-3-hexenyl propionate. MB Research Laboratories, Inc. Project no. MB. 76-1276. September 7, 1976. Unpublished data submitted by EFFA to SCF.
- Moreno, O.M., 1976h. Acute oral toxicity in rats. Dermal toxicity in rabbits. Rhodinyl propionate. MB Research Laboratories, Inc. Project no. MB 76-1360. October 8, 1976. Unpublished report submitted by EFFA to SCF.
- Moreno, O.M., 1977b. Acute oral toxicity in rats. Dermal toxicity in rabbits. MB Research Laboratories, Inc. Oleic acid, project no. MB 76-1451, January, 24, 1977. Butyl undecylenate, project no. MB 77-1693, July 22, 1977. Ethyl undecylenate, project no. MB 77-1877, September 29, 1977. Methyl undecylenate, project no. MB 77-1885, October 7, 1977. Unpublished data submitted by EFFA to SCF.
- Moreno, O.M., 1978b. Acute oral toxicity in mice. Acute dermal toxicity in guinea pigs. Cis-6-nonen-1-ol. MB Research Laboratories, Inc. Project no. 78-2641. Unpublished report submitted by EFFA to SCF.
- Moreno, O.M., 1978d. Acute oral toxicity in rats. Acute dermal toxicity in rabbits. cis-3-Hexenyl valerate. MB Research Laboratories, Inc. Project no. 78-2638. Date 5/08/78. Unpublished data submitted by EFFA to SCF.
- Moreno, O.M., 1980d. Oral toxicity in rats. Dermal toxicity in rabbits. Neryl isobutyrate, project no. MB 80-4820, date 11/17/80. Test for oral toxicity in rats. Neryl isobutyrate, project no. MB 80-4820A, date 8/13/80. MB Research Laboratories, Inc. Unpublished report submitted by EFFA to SCF.
- Mori, K., 1953. Production of gastric lesions in the rat by the diet containing fatty acid. *GANN* 44(4), 421-427.
- Mortelmans, K., Haworth, S., Lawlor, T., Speck, W., Tainer, B., Zeiger, E., 1986. Salmonella mutagenicity tests II. Results from the testing of 270 chemicals. *Environ. Mol. Mutag.* 8(Suppl. 7), 1-119.
- Nakayasu, H., Mihara, K., Sato, R., 1978. Purification and properties of a membrane-bound aldehyde dehydrogenase from rat liver microsomes. *Biochem. Biophys. Res. Commun.* 83(2), 697-703.
- Narotsky, M.G., Francis, E.Z., Kavlock, R.J., 1994. Developmental toxicity and structure-activity relationships of aliphatic acids, including dose-response assessment of valproic acid in mice and rats. *Fundam. Appl. Toxicol.* 22, 251-265.
- Nau, H., Löscher, W., 1986., Pharmacologic evaluation of metabolites and analogs of valproic acid: Teratogenic potencies in mice. *Fundam. Appl. Toxicol.* 6, 669-676.

- Newell, G.W., Petretti, A.K., Reiner, L., 1949. Studies of the acute and chronic toxicity of undecylenic acid. *J. Invest. Dermatol.* 13, 145-149.
- NTP, 1987a. NTP technical report on the carcinogenesis studies of food grade geranyl acetate (71% geranyl acetate, 29% citronellyl acetate) (CAS no. 105-87-3) in F344/N rats and B6C3F1 mice (gavage study). October 1987. NTP-TR 252. NIH Publication no. 88-2508.
- Oda, Y., Hamono, Y., Inoue, K., Yamamoto, H., Niihara, T., Kunita, N., 1979. [Mutagenicity of food flavors in bacteria]. *Shokuhin. Eisei. Hen.* 9, 177-181. (In Japanese)
- Osawa, T., Namiki, M., 1982. Mutagen formation in the reaction of nitrite with the food components analogous to sorbic acid. *Agric. Biol. Chem.* 45, 2299-2304.
- Oser, B.L., 1967. Toxicological evaluation of some flavouring substances and non-nutritive sweetening agents. *Citronellol*. Geneva, 21-23 August 1967. FAO Nutrition Meetings Report Series no. 44a, pp. 1-5, 21-22.
- Palanker, A.L., Lewis, C.A., 1979. Acute oral toxicity (rat). Acute dermal toxicity (rabbit). Oral LD50 (rat). cis-3-hexenal, 50% in triacetin, 09033. Consumer Product Testing. Experiment Reference no. 79104-17. May 31, 1979. Unpublished report submitted by EFFA to SCF.
- Pellmont, Gyger, Waldvogel., 1968. Letaldosis an der Maus. Date 19/12/1968. Unpublished data submitted by EFFA to SCF.
- Pietruszko, R., Crawford, K., Lester, D. 1973. Comparison of substrate specificity of alcohol dehydrogenases from human liver, horse liver and yeast towards saturated and z-enoil alcohols and aldehydes. *Arch. Biochem. Biophys.* 159, 50-60.
- Reddy, B.S., 1992. Dietary fat and colon cancer: Animal model studies. *Lipids* 27(10), 807-813.
- Reddy, B.S., 1995. Nutritional factors and colon cancer. *Crit. Rev. Food Sci. Nutr.* 35(3), 175-190.
- Richold, M., Jones, E., 1980. Ames metabolic activation test to assess the potential mutagenic effect of 9-decenal. Unpublished data submitted by EFFA to SCF.
- Russell, T., 1973a. Acute oral toxicity (rat - 5 gm/kg body weight dose). Acute dermal toxicity (rabbit - 5 gm/kg body weight dose). Geranyl propionate. Project nos. 1280a-73, 1280b-73. March 6, 1973. Unpublished data submitted by EFFA to SCF.
- SCF, 1995. Scientific Committee for Food. First annual report on chemically defined flavouring substances. May 1995, 2nd draft prepared by the SCF Working Group on Flavouring Substances (Submitted by the SCF Secretariat, 17 May 1995). CS/FLAV/FL/140-Rev.2. Annex 6 to Document III/5611/95, European Commission, Directorate-General III, Industry.
- SCF, 1999. Opinion on a programme for the evaluation of flavouring substances (expressed on 2 December 1999). Scientific Committee on Food. SCF/CS/FLAV/TASK/11 Final 6/12/1999. Annex I the minutes of the 119th Plenary meeting. European Commission, Health & Consumer Protection Directorate-General.
- Schulthess, G., Werder, M., Hauser, H., 2000. Receptor-mediated lipid uptake at the smallintestinal brush border membrane. In: Christophe, A.B., DeVriese, S. (Eds.). *Fat Digestion and Absorption*. AOCS Press, Champaign, Illinois, pp. 60-95.
- Schulz, H., 1983. Metabolism of 4-pentenoic acid and inhibition of thiolase by metabolites of 4-pentenoic acid. *Biochem.* 22(8), 1827-1832.
- Shelanski, M.V., Moldovan, M., 1973a. Acute oral toxicity (rats - 5 gms/kg body weight dose). Dermal toxicity (rabbits - 5 gms/kg body weight dose). Geranyl isobutyrate. Food and Drug Research Laboratories, Inc. IBL no. 12207-F. 30 January 1973. Unpublished report submitted by EFFA to SCF.
- Shelby, M.D., Erexson, G.L., Hook, G.J., Tice, R.R., 1993. Evaluation of a three-exposure mouse bone marrow micronucleus protocol: Results with 49 chemicals. *Environ. Mol. Mutag.* 21(2), 160-179.
- Shimizu, H., Suzuki, Y., Takemura, N., Goto, S., Matsushita, H., 1985. The results of microbial mutation test for forty-three industrial chemicals. *Jap. J. Ind. Health* 27, 400-419.
- Smyth Jr., H.F., Carpenter, C.P., Weil, C.S., Pozzani, U.C., Striegel, J.A., 1962. Range-finding toxicity data: List VI. *Am. Ind. Hyg. J.* 23, 95-107.
- Szepeswol, J., Boschetti, N.V., 1975. Primary and secondary heart tumors in mice maintained on various diets. *Oncology* 32, 58-72.
- Szepeswol, J., 1978. Gastro-intestinal tumors in mice of three strains maintained on fat-enriched diets. *Oncology* 35, 143-152.
- Tennant, R.W., Margolin, B.H., Shelby, M.D., Zeiger, E., Haseman, J.K., Spalding, J., Caspary, W., Resnick, M., Stasiewicz, S., Anderson, B., Minor, R., 1987. Prediction of chemical carcinogenicity in rodents from in vitro genetic toxicity assays. *Science* 236, 933-941.
- Tislow, R., Margolin, S., Foley, E.J., Lee, S.W., 1950. Toxicity of undecylenic acid. *J. Pharmacol. Exp. Ther.* 98(1), 31-32.

- TNO, 2000. Volatile Compounds in Food - VCF Database. TNO Nutrition and Food Research Institute. Boelens Aroma Chemical Information Service BACIS, Zeist, The Netherlands.
- Voet, D., Voet, J.G., 1990. Biochemistry. Chapter 19: Citric Acid Cycle. Chapter 23: Lipid Metabolism, beta-oxidation, cholesterol biosynthesis. Chapter 24: Amino Acid Metabolism, tetrahydrofolate pathway. John Wiley & Sons, New York, pp. 506- 527, 623-633, 645- 651, 686- 700, 761-763.
- Wakil, S.J., Barnes, E.M., 1971. Fatty Acid Metabolism. In: Florkin, M., Stotz, E. (Eds.). Comprehensive Biochemistry. vol. 18S. Pyrovate and Fatty Acid Metabolism. Elsevier Publishing Co., New York, p. 91.
- Weir, R. J., Wong, L.C.K., 1971a. Acute oral toxicity studies on musk tibetene 22, methyl cinnamate, diphenyl oxide, hydratopic aldehyde, and geranyl formate. Bionetics Research Laboratories. April 12, 1971. Unpublished data submitted by EFFA to SCF.
- Wild, D., King, M.T., Gocke, E., Eckhard, K., 1983. Study of artificial flavouring substances for mutagenicity in the Salmonella/microsome, BASC and micronucleus tests. Food Chem. Toxicol. 21(6), 707-719.
- Williams, R.T., 1959. Detoxication mechanisms. The metabolism and Detoxification of Drugs, Toxic Substances, and Other Organic Compounds. 2nd Ed. Chapman and Hall Ltd, London.
- Yoo, Y.S., 1986. Mutagenic and antimutagenic activities of flavoring agents used in foodstuffs. Osaka City Med. J. 34(3-4), 267-288. (In Japanese)
- Zhang, X.B., Tao, K., Urlando, C., Shaver-Walker, P., Heddle, J.A., 1996. Mutagenicity of high fat diets in the colon and small intestine of transgenic mice. Mutagenesis 11(1), 43-48.