

Management Board
20 March 2019

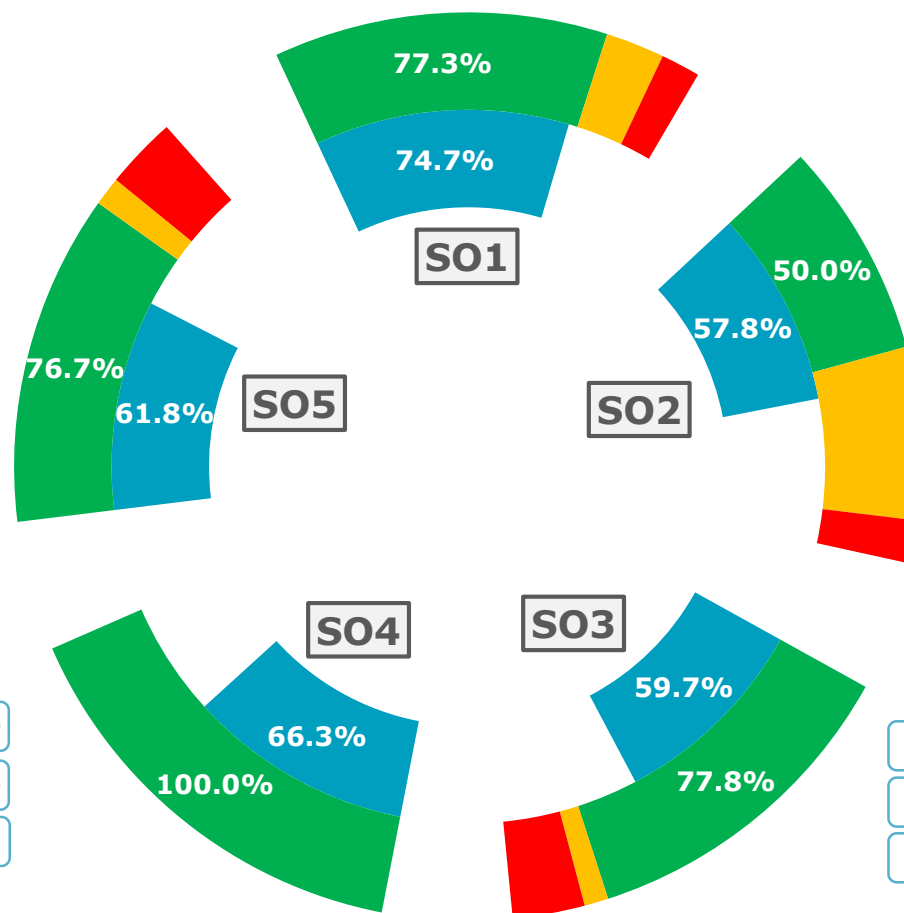
Annual Activity Report 2018

Trusted science for safe food

2018 Highlights

Performance areas

Scientific production	●
Stakeholders engagement	●
Communication of findings	●
Visibility	●



Improved access to data	●
Wider data coverage	●
Support to data collection	●

Efficiency at EU & international level	●
Capacity building	●
Scientific cooperation	●

Sound operational performance	●
Enabling working environment	●
Compliance	●
Efficiency	●
People and culture	●

Preparedness	●
Harmonisation	●
Accessibility of methods/tools	●

Inner circle: % of satisfaction from the Customer/Stakeholder feedback survey
Outer circle: results of performance indicators reaching target over total measured

Fit for purpose Scientific advice - General risk assessment

Rapid
Outbreak
assessments:
Listeria

50 pest
categorisations
- of ***X.
fastidiosa***

Updated RA on
the **opium
alkaloids** in
poppy seeds

Fit for purpose scientific advice – Regulated products evaluation

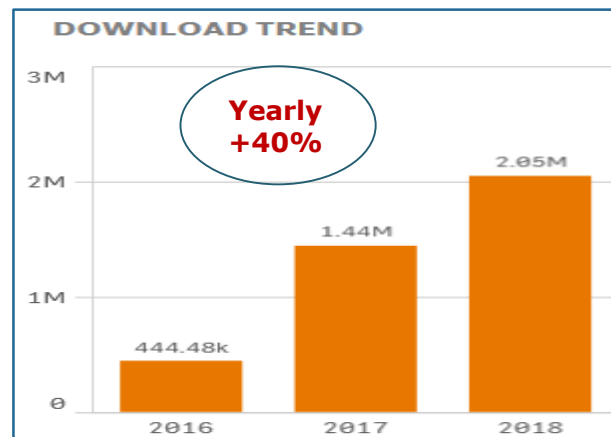
Titanium
dioxide,
**avoiding
divergence**

Preparing for
New novel
food Reg
(EU)
2015/2283

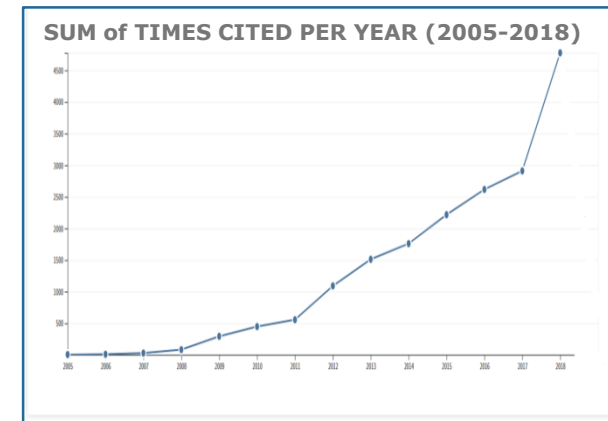
**SME Office, a
pilot**

Communication of findings: Visibility and Usage

Significant increase in downloads of EFSA outputs from EFSA Journal



Significant increase in citations of EFSA outputs from EFSA Journal

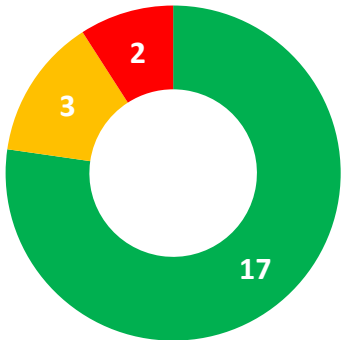




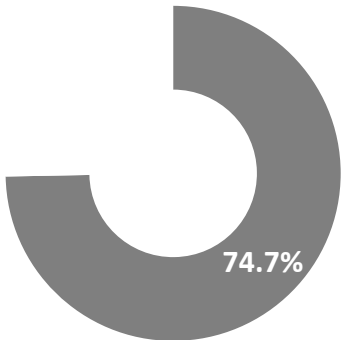











Engagement with Stakeholders

Agreement on Stakeholder Discussion Groups' Terms of Reference

EU Bee Partnership Discussion Group

SO1: Prioritise public and stakeholder engagement in the process of scientific assessment

Performance indicators overview	Holistic view	Main Performance highlights
	 Scientific production	 695 scientific questions closed , in line with the adjusted plan and 2017 results  Timeliness on track in General Risk Assessment, Timeliness slightly below the target in the Regulated Products area  Reduction of MRL Art. 12 bulk evaluation below target
	 Stakeholders' engagement	 EFSA's registered stakeholders kept growing in 2018  High number of comments from public consultations
	 Communication of findings	 Positive results in timeliness of publication (87.8% vs 75.6% in 2017)  18,000 citations of our scientific outputs
	 Visibility	 Media's perception of EFSA below the target set but still in the neutral area  Large increase of social media followers


Identified areas for improvement – Next steps

- ❖ **Ensure** fitness for purpose of EFSA's Risk Assessment (length, complexity, scope)
- ❖ **Ensure** compliance with the agreed deadlines
- ❖ **Continue ensuring** transparency on risk assessment methods, independence of experts
- ❖ **Ensure** greater communication and engagement with Stakeholders




SO2: Widen EFSA's evidence base and optimise access to its data

Evidence management - Strengthening dietary exposure

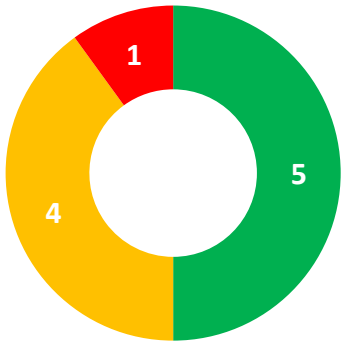


Evidence management - Widen data coverage

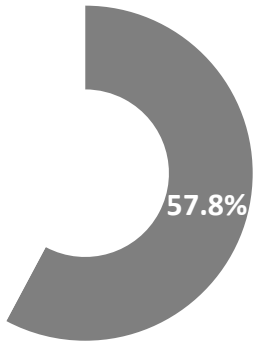


SO2: Widen EFSA's evidence base and optimise access to its data

Performance indicators overview



Customer/Stakeholders feedback



Holistic view

- **Improved access to data**
- **Wider data coverage**
- **Support to data collection**

Main Performance highlights

- Production of dashboards was slightly below the target set (delay on Mycotoxin)
- Number of registered users in the Scientific Data Warehouse increased more than expected
- Number of evidence uploaded to EFSA's open repository below the target
- Number of new data collections implemented
- Number of enhancements to operational data collection was below the target due to an urgent large enhancement on the MRL database for pesticides that was prioritised over 4 small enhancements

Identified areas for improvement – Next steps

- ❖ **Increase awareness** on data platforms (e.g. Knowledge Junction, Scientific Data Warehouse, R4EU, API Portal)
- ❖ **Increase accessibility and re-usability** of data



Scientific Cooperation

**10th
anniversary
of the FP
network**



**Performance
-based
Focal Point
Agreements
2019-2022**

Capacity building

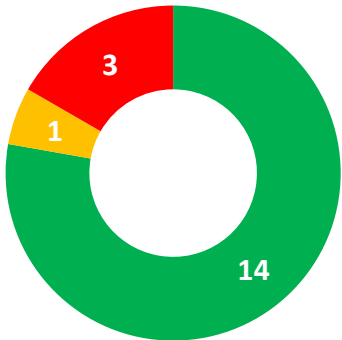
**Renewal of
EFSA's
Scientific
Panels:
171 experts
appointed**



**Centralisation
of
recruitment
for staff and
experts for
panel &
working groups**

SO3: Build the EU's scientific assessment capacity and knowledge community

Performance indicators overview



Customer/Stakeholders feedback



Holistic view

●	Efficiency at EU & international level	● 25 MS shared RA information with EFSA ensuring high level of alignment within the EU
●	Capacity building	● First cycle of the EU-FORA programme successfully closed, and second cycle launched
●	Scientific cooperation	● More cooperation activities than initially planned were organised, both at EU and international level
●		● Number of Art. 36 organisations applying to call decreased by about 30% but in line with decreased investment

Main Performance highlights

Identified areas for improvement – Next steps

- ❖ **Increase** awareness on current tools (e.g. Staff Exchange Scheme, Liaison groups)
- ❖ **Enhance** cooperation with EU Sister Agencies
- ❖ **Increase** collaboration with MS to strengthen and harmonise capabilities and shared capacity



Preparedness

Harmonising and automating data collection on animal disease and surveillance

Methodology development

Guidance on Risk assessment of **nanoscience and nanotechnologies** in agro/food/feed

Joint EFSA-ECHA Guidance on identification of substances with **endocrine disrupting properties** in pesticides and biocides

Guidance on the characterisation of **microorganisms used as feed additives** or as production organisms

Accessibility of methods and tools

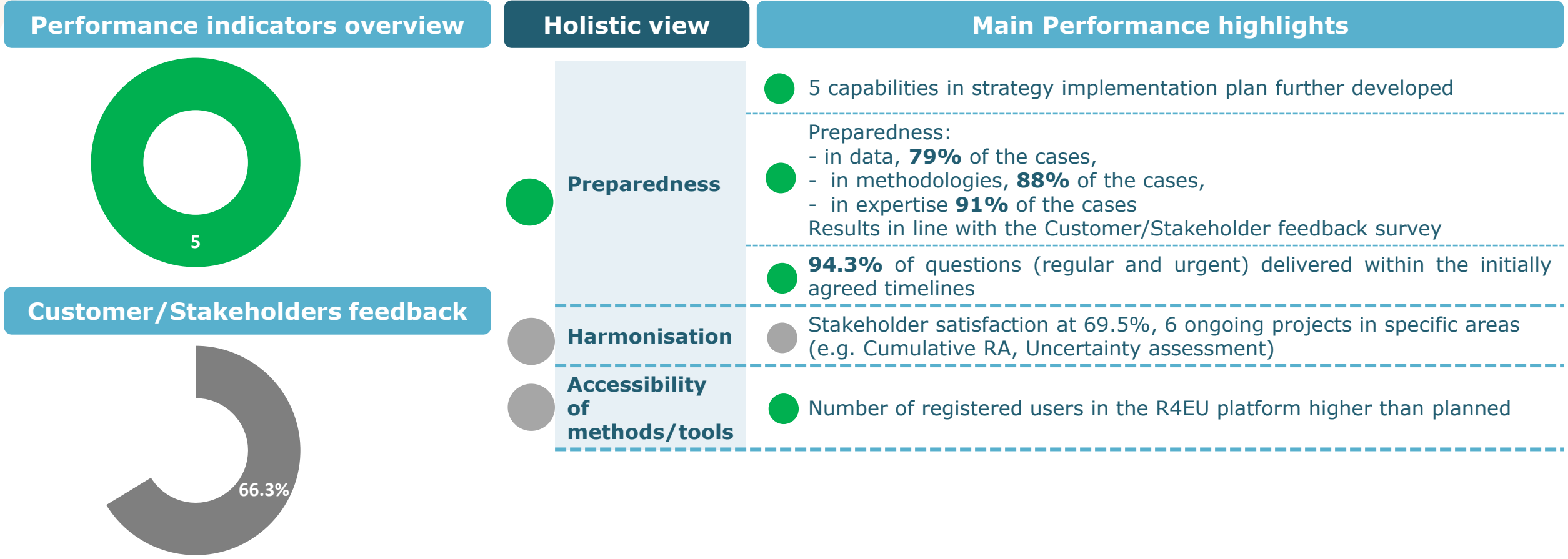
R4EU online & open risk assessment tool



Automation of SR: abstract screening by machine learning

Shared Database: RA activities of member states

Benchmark dose modelling



Identified areas for improvement – Next steps

- ❖ **Increase** awareness on EFSA's guidances and methodologies
- ❖ **Integrate** EFSA's guidance documents into overall regulatory framework
- ❖ **Simplify and speed up** the Urgent Responses/Rapid Assessments processes



S05: Create an environment and culture that reflects EFSA's values

EFSA staying relevant in a changing world

Third
External
Evaluation

EFSA
Strategy
2020 Gap
Analysis

Prepare for
general food
law review

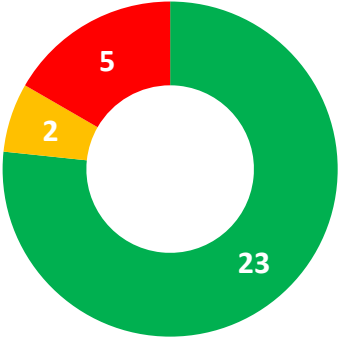
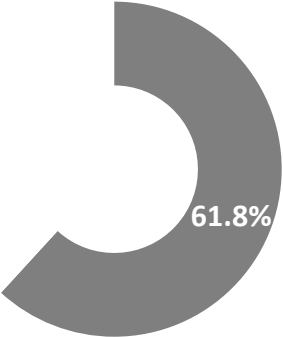
Post 2020
Strategy
Environment
Scanning
Exercise

Improving organisational performance and capabilities

Increased
Shared
Services
among EU
Agencies

EUAN
Shared
Support
Office

S05:Create an environment and culture that reflects EFSA’s values


Performance indicators overview	Holistic view	Main Performance highlights
	<div><div></div>Sound operational performance</div>	<div><div></div>Aggregate performance indexes: impact and output indicators on target, outcome indicators below the target. Majority of deviations with low relevance or under control</div>
	<div><div></div>Enabling working environment</div>	<div><div></div>Clean discharge and Financial performance positive</div> <div><div></div>% of tele-meetings increased to 24.3% (20% registered in 2017)</div> <div><div></div>Transformation performance index with minor deviation</div> <div><div></div>Project efficiency index on track</div> <div><div></div>Proportion of FTEs in operational activites on track, in line with 2017</div> <div><div></div>DOIs processing positive</div>
	<div><div></div>Efficiency</div>	<div><div></div>Higher-than-expected number of non-compliances and financial impact</div>
	<div><div></div>Compliance</div>	<div><div></div>SES results positive while Management Feedback surveys showed results below the targets. However, the Leadership dimension fared better than in 2016 (52% vs 46%)</div>
	<div><div></div>People and culture</div>	<div><div></div>Occupancy rate on track at 97.5%</div>

Identified areas for improvement – Next steps

- ❖ **Review EFSA processes and organisational design** to address 178 review and strategic needs
- ❖ Streamline Performance Management Framework with “**fit-for-purpose**” **indicators and automation/integration**
- ❖ Integrate EFSA’s management systems
- ❖ Continue with **engagement initiatives directed to EFSA staff**




- ✓ COMMITMENT EXECUTION 100.0%,
- ✓ PAYMENT EXECUTION 91.3%
- ✓ CARRY FORWARD (NON-DIFFERENTIATED CREDITS) 9.6%



Towards an Integrated and Streamlined Assurance in EFSA

1st Corporate
Assurance
Report



EFSA 3rd
External
Evaluation
completed

3rd year
confirmed
Quality
Management
certification
ISO
9001:2015

1st EU
Agency
Business
Continuity
Management
certification