

## BUDGET & ESTABLISHMENT PLAN 2012

### EXPLANATORY NOTE

Under Article 27 paragraph 7 of the Authority's Founding Regulation, the Management Board shall adopt EFSA budget and establishment plan for the following financial year.

#### EU Budget Procedure

On the basis of a proposal by the Commission, the Council and Parliament have entered into a Conciliation Procedure in order to come to a joint proposal for the European Union 2012 budget. The Parliament shall adopt the EU budget on the 1<sup>st</sup> of December, after which it can be implemented.

EFSA Budget and Establishment Plan become definitive after this adoption of the general EU Budget and approbation, together with EFSA Annual Management Plan, by EFSA Management Board.

#### EFSA 2012 Budget: key features

The Management Board has adopted in March an EFSA Pre-Draft Budget (PDB) amounting to EUR 79.32 M€ including EFTA activities. In the course of the budgetary procedure, an amount of EUR 79.07 million was finally proposed to the Budgetary Authority for consideration.

In addition, the agreement between EFSA and DG ELARG related to the pre-accession program was renewed in September last. This led to additional resources amounting to EUR 0.48 million, earmarked for pre-accession related activities, integrating EFSA 2012 budget. This led to a total of desired commitment appropriations to EUR 79.55 million.

This desired amount was reduced by 1 % during the Conciliation Procedure; resulting to a final budget EUR 78.76 million in commitment appropriations and EUR 75.86 million in payment appropriations.

The budget and establishment plans 2012 are geared to achieve the objectives and activities exposed in EFSA 2012 draft Annual Management Plan and to implement in particular two important orientations i.e.:

- The Human resources will continue to be invested into three core operational areas where re-deployments are currently worked on in order to :
  1. Pursue the investment in the evaluation of Regulated products (Activity 2) and progressively improve the support service to be provided by EFSA to applicants and Member States dealing with the evaluation of products. Overall, within stable Human Resources compared to 2011, EFSA will endeavour to develop the Helpdesk services and IT applications aiming at facilitating the submission of requests from the applicants. An operational investment amounting to EUR 1.78 million is allocated to this in 2012.
  2. Allow and support the development of the scientific cooperation program which is planned to increase from planned EUR 8.3 million in 2011 to EUR 9.22 million in 2012. Scientific Cooperation therefore represents 31 % of the overall financial resources devoted to operations. Planning and monitoring of the scientific cooperation program is now centralised in specific support functions to boost effectiveness.

The strengthening of the multi-annual scientific cooperation programme will support the activities in regulated products in particular. The program will provide additional resources for panels in the areas where workload is high and where there is a risk not to meet the deadlines. This is mainly the case in the following areas:

## mb 15 12 11 – Budget & Establishment Plan 2012 – ADOPTED

- CEF panel in finalising on a timely manner applications on food contact materials
- Increased support for the re-evaluation of food additives and
- scientific assistance in post-marketing monitoring of food additive use levels through the development of harmonised methodologies for the data collection, analysis and reporting
- Increased support for re-evaluation of feed additives and data collection
- Increasing number of GMO and Genetically Modified Microorganisms (GMM) applications,
- Data collection and methodology development of GMO risk assessment, including scientific assistance in the assessment of post-marketing monitoring programmes, particularly on environmental impact
- Preparatory work for engaging MSs for implementation the Novel food regulation

3. Reduce the structural risk born by EFSA in the field of development and maintenance of specific IT applications required by the operations. Retaining the IT tool knowledge requires internalising core human resources instead of procuring them as in the past with the associated risk of losing the knowledge and competence at contract renewal through new tender. This risk was recognised critical by EFSA Audit Committee.

- An increase of the Operational Data Processing tools development and maintenance with a total budget of EUR 5.51 million compared to EUR 3.39 million in 2011. This results from a prioritisation possible thanks to the adoption in 2011 of a mid-term strategic IT investment plan. It foresees the allocation of circa EUR 2.1 million to develop new IT systems for operational purposes in strategic operational areas, in addition to the costs of maintenance and completion of already initiated deployments.

The Budget 2012 (B2012) has been prepared within the framework of the financial perspectives 2007 – 2013 and elaborated along the ABB (Activity Based Budgeting) methodology which aims at identifying and allocating the human and financial resources required and the costs incurred to each of the macro activities conducted.

### EFSA 2012 Expenditures: “Activity Based” presentation

To ensure that the Key Strategic Objectives, targets and initiatives identified in the Strategic Plan for 2009 – 2013 are reflected in an Activity Based Budgeting approach, EFSA yearly initiatives and investments are reported on in 5 macro Activity areas defined as follows:

Activity 1. Provision of scientific opinions and advice and risk assessment approaches

Activity 2. Evaluation of products, substances and claims subject to authorisation

Activity 3. Data collection, scientific cooperation and networking. This activity also contributes to the first two activities

Activity 4. Communication and dialogue

Govern 5. Governance and Administration

Compared to 2011, the budget 2012 will increase by 1.2% or EUR 0.93 million as indicated above and the table below is indicating the relative investment proposed in 2012 per Activity area and the evolution compared to previous years.

Activity (in M EUR )	Executed 2010	Budgeted 2011	Budgeted 2012	%	Variation vs 2011
<b>A1 Scientific opinions &amp; advices</b>	13.05	12.24	12.98	16%	0.74
<b>A2 Evaluation of products</b>	18.55	20.14	20.64	26%	0.50
<b>A3 Data collection &amp; scientific cooperation</b>	23.06	22.88	24.80	31%	1.92
<b>A4 Communication &amp; dialogue</b>	7.85	7.51	6.06	8%	-1.45
<b>G5 Governance &amp; Administration</b>	11.30	15.05	14.28	18%	-0.77
<b>TOTAL</b>	<b>73.81</b>	<b>77.83</b>	<b>78.76</b>	<b>100%</b>	<b>0.93</b>

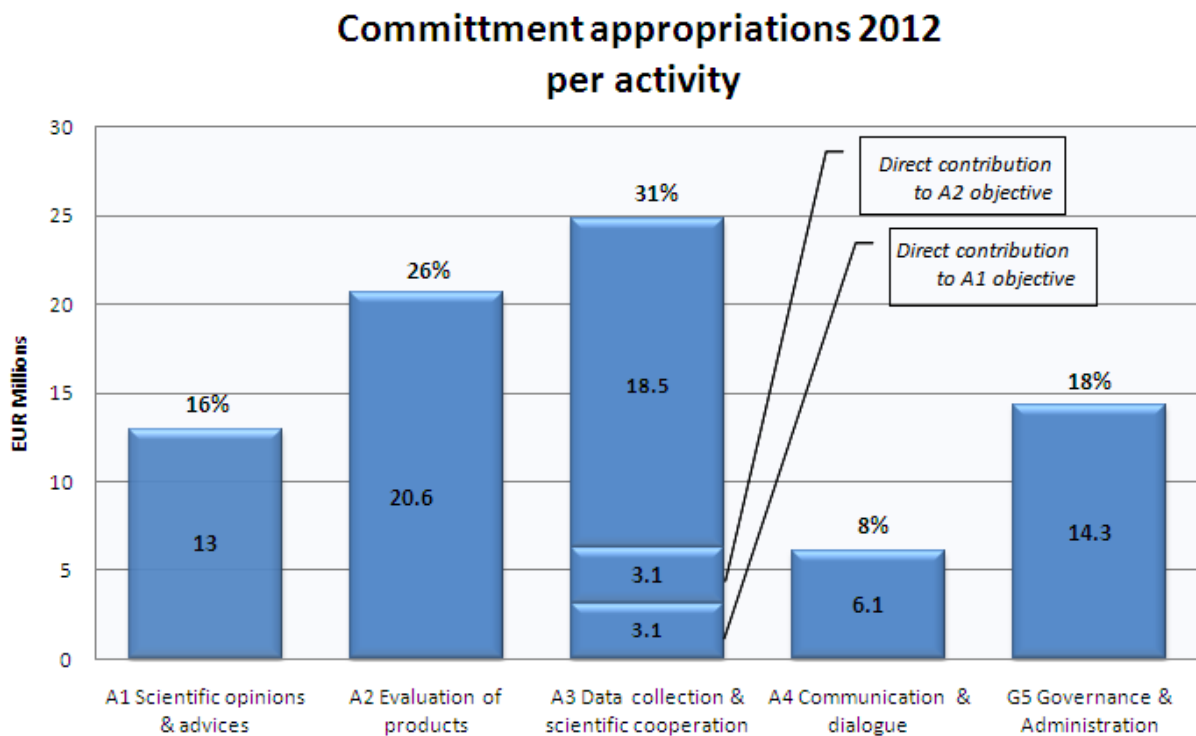
Data collection, Scientific Cooperation and Networking initiatives (Activity 3) acquire a growing significance in EFSA budget allocation as they provide increased support to the evaluation of Regulated products (Activity 2) and to the provision of

## mb 15 12 11 – Budget & Establishment Plan 2012 – ADOPTED

scientific opinions (Activity 1). These activities and their development in 2012 are extensively explained in the 2012 Draft Annual Management Plan.

The Scientific activities (Activities 1 to 3) therefore represent 74 % of the 2012 budget (71 % in 2011). The Communication and Dialogue activities, at EUR 6.06 million would represent 8 % of the budget, reduced by 19 % compared to 2011 whereas Governance & Administration expenditure represents 18 % of EFSA budget (19 % in 2011) and will continue to be closely monitored.

The scientific cooperation (A3) provides direct support to the other two scientific activities. The graph below reports within Activity 3 the direct support to Activity 1 (EUR 3.15 million) and Activity 2 (EUR 3.14 million).



**EFSA Staffing distribution**

EFSA Establishment Plan is made of the Official and Temporary Agent posts whose number will remain at 355, unchanged by comparison to 2011 and 2010.

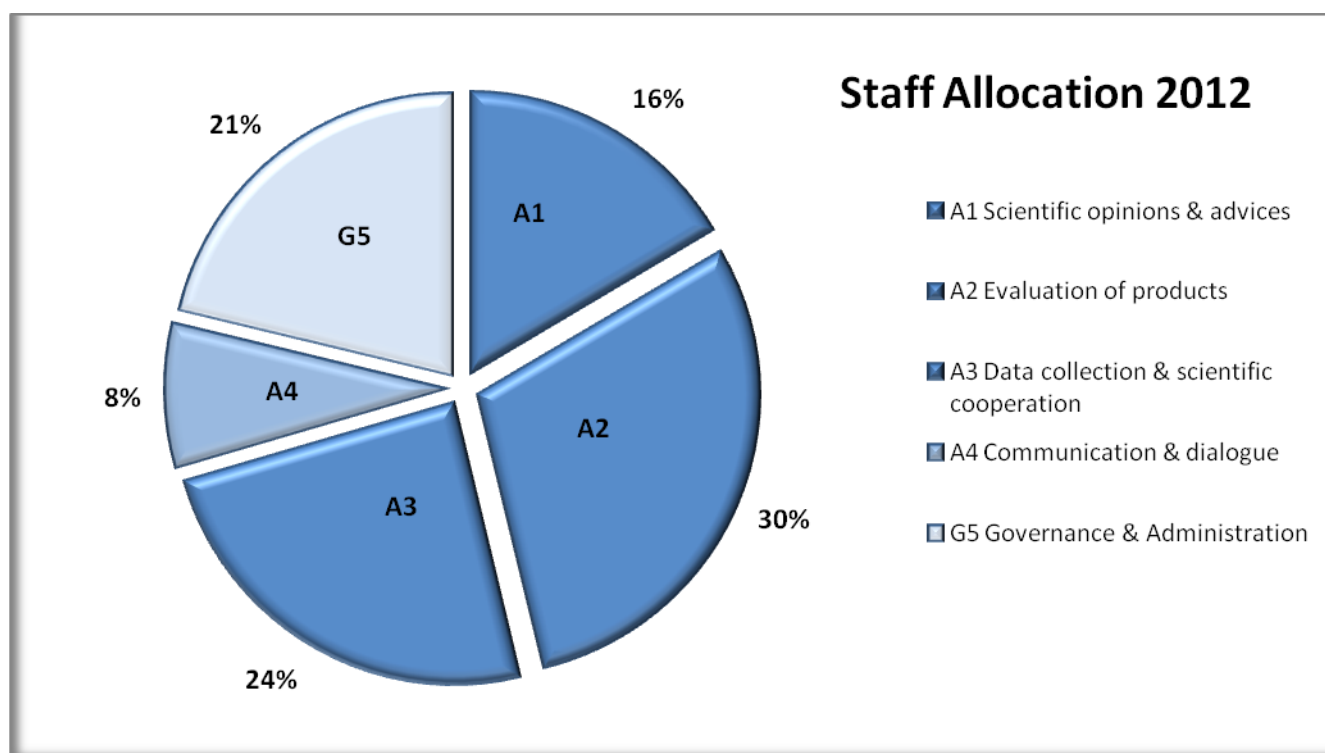
The number of contractual agents (110) and Seconded National Experts (29) are also be kept unchanged.

The resulting total of 494 posts distribution reflects the objectives stated in the Management and are planned to be assigned per Activity as follows:

Jobs deployed in for:	Eval. of Regul Prod.	Risk Assess. & Scientific Assist.	Science Strategy	Comms	Executive Office	Resources Manag. & Operat. support.	Total	%
<b>A1 Scientific opinions &amp; advices</b>	8	58	10		2	4	<b>81</b>	<b>16%</b>
<b>A2 Evaluation of products</b>	132	9			3	3	<b>147</b>	<b>30%</b>
<b>A3 Data collection &amp; scientific cooperation</b>	29	51	34		3	4	<b>120</b>	<b>24%</b>
<b>A4 Communication &amp; dialogue</b>				32	2	7	<b>41</b>	<b>8%</b>
<b>G5 Governance &amp; Administration</b>		0			11	95	<b>105</b>	<b>21%</b>
<b>TOTAL</b>	<b>169</b>	<b>118</b>	<b>43</b>	<b>32</b>	<b>20</b>	<b>112</b>	<b>494</b>	<b>100%</b>

The Evaluation of regulated products (Activity 2) will request the deployment of 147 jobs. This represents 30 % of the total EFSA staff and evidences the importance of this activity. The data collection and scientific cooperation comes second with 120 staff while the provision of scientific opinions and advices has 81 staff assigned to it.

The repartition of these staff between the different teams in EFSA organisational chart will evolve during the year as the different features decided in the 2011 revision of EFSA organisational model deploy gradually.



Whereas the Scientific activities would be allocated slightly more than 70 % of the work force (68 % in 2011), 8 % would be devoted to Communication & Dialogue activity (11 % in 2011) and 21% to Governance and Administration (21% in 2011).

### EFSA 2012 Expenditures: “Budget Structure” presentation

EFSA as any other EU public body is operating with a budget structured around 3 major Titles. Each of these grouping resources in a number of budget lines contributing to a coherent objective as follow:

Title I: All expenses related to EFSA personnel

Title II: All expenses related to the infrastructure required for EFSA to operates

Title III: All expenses directly required to operating of EFSA missions.

Compared to 2010 and 2011, the main differences by Titles are the following:

Title (in M€)	Execution 2010	Budgeted 2011	Budgeted 2012	Variation v.s. 2011
<b>Title I: Personnel</b>	37.6	38.0	39.4	3.6%
<b>Title II: Infrastructure</b>	11.5	13.7	10.2	-25.6%
<b>Title III: Operations</b>	24.7	26.1	29.2	11.7%
Of which Pre-accession	0.3	0.5	0.5	
<b>Total</b>	<b>73.8</b>	<b>77.8</b>	<b>78.8</b>	<b>1.2%</b>

The evolution of personnel expenditure (Title I) corresponds both to the expected salary indexation (2.0 % resulting from the application of staff regulations provision and in particular seniority and inflation indexing) and the increase in expenditure related to the expected reduction of the vacancy rate, in particular for CA's and SNE's as detailed in the Budget evolution by Chapter annexed.

EFSA will as well invest more in developing its Human Capital through offering additional Scientific Training opportunities to its staff and experiment the hosting in EFSA of National Experts for short periods of professional training.

The 25.6 % decrease in Infrastructure expenditures (Titel II) is resulting from the finalisation of the building and initial equipment phase of EFSA seat which required specific investments in 2010 and 2011. With these investments, estimated to EUR 2.6 million in the 2011, coming to an end, the infrastructure costs will decrease to normal running costs, at the level closer to the one observed in 2009. Hence, a reduction from EUR 13.7 million to EUR 10.2 million under Title II.

The 11.7 % increase in Operations (Title III: + EUR 3.1 million) will be entirely devoted to the areas of Scientific Cooperation, Regulated Products area and the development of IT tools especially for the processing of the applications and interfacing with applicants. The budget devoted to the Chapter dedicated to REPRO will be increased to EUR 7.61 million (+EUR 0.94 million) while the one dedicated to RASA would have a budget principally stable amounting to EUR 8.66 million (-EUR 0.2 million). The reinforcement of the co-operation with the Members States is shown by the increase amount available to Science Strategy and coordination Directorate, EUR 3.34 million (+EUR 0.2 million).

The Chapter devoted to Communication activities sees its budget reduced to EUR 1.0 million whereas a particular effort is devoted to the development of the operational IT tools with EUR 5.51 million available (+EUR 2.12 million) to support the strategic priorities established as part of the 3 years strategic IT investment plan 2012-2014.

Within operations, EUR 9.5 million or 32 % of the operational credits will be allocated to scientific fora expenditures (experts indemnities and related travel/subsistence costs), principally stable compared to 2011, whereas the Scientific Cooperation through contracts and grants represents 30 % of the operational credits with EUR 9.22 million.

Title (in EUR million)	Execution 2010	Budgeted 2011	Budgeted 2012	Variation v.s. 2011
<b>Scientific meetings</b>	8.30	9.57	9.55	0%
<b>Scientific cooperation (contracts &amp; grants)</b>	7.80	8.29	9.22	11%
<b>TOTAL</b>	<b>16.10</b>	<b>17.86</b>	<b>18.77</b>	<b>5%</b>

## Financing Decision for Operational Procurement and Grant Work Programme

The Financial Regulation foresees in Art 60 that the work programme of the Authority shall be equivalent to a financing decision for the activities it covers, provided that they are clearly identified and the underlying criteria are spelled out precisely.

Concerning the grants and procurements related to the operations, Art.64 of the Implementing Rules specifies the elements which the work program has to set out for the decision adopting it being at the same time the financing decision.

EFSA when adopting, together with its annual management plan, adopts the budget, the establishment plan and the work programme of the Authority including all operational procurements operations (including grants awarding processes). Details of this programme are attached in annex for adoption. It is estimated to a total amount of 10.2 M€ (mostly for Scientific Cooperation through Grants and Procurement purposes) broken down per activities as follow.

Areas of activity	Estimated amount (M€)
A1. Provision of scientific opinions and advice & Risk Assessment approaches	2.53
A2. Evaluation of products, substances and claims subject to Authorisation	1.92
A3. Data collection, scientific cooperation and networking	4.77
A4. Communication and Dialogue	0.97
<b>Total</b>	<b>10.19</b>

The decision adopting it shall also be considered a financing decision as EFSA 2012 draft annual management plan constitutes a sufficiently detailed framework,

The Management Board is asked, considering the information above, the attached document, the draft Annual Management Plan to adopt the proposed EFSA budget 2012 and take the related Financing Decision for Operational Procurement and Grants.

## Conclusion

Having considered the proposed EFSA Management Plan 2012; the proposed 2012 budget of EUR 78.76; the 2012 work program for operational contracts and grants of EUR 10.19 million, the explanatory note on EFSA proposed budget 2011,

The Management Board hereby adopts the 2012:

- Statement of revenues;
- Statement of expenditures;
- Work programme for operational procurements and grants;
- Establishment Plan.

Adopted in Warsaw, Poland  
on 15 December 2011

For the EFSA Management Board

**SIGNED**

Diána Bánáti  
Chair of the Management Board

### Annexes:

- Budget evolution by Chapter 2010-2012
- Forecast of use of differentiated payment appropriations
- Establishment Plan 2012
- Annual work programme for Grants and Procurements
- PDB 2012: Revenue
- PDB 2012: Expenditures
- Anticipated 2012 pattern of commitment and payment appropriations use

## Budget Evolution by Chapter 2010 – 2012

pre-accession program expenditures under Title III no covered for comparison purposes

Budget evolution	Executed 2010	B 2011 (expected execution)	B 2012	Variation vs 2011 Execution forecast 2011
<b>Title 1 Staff Expenditure</b>	<b>37.57</b>	<b>37.98</b>	<b>39.36</b>	<b>4%</b>
11 Salaries & allowances	35.54	36.09	37.04	3%
13 Mission expenses	0.23	0.12	0.16	40%
14 Socio-medical infrastructure	0.81	0.79	1.02	29%
15 Exchange of Officers and experts	0.79	0.81	0.94	16%
16 Social welfare	0.17	0.11	0.16	41%
17 Receptions and events	0.03	0.06	0.04	-36%
<b>Title 2 Infrastructure</b>	<b>11.54</b>	<b>13.74</b>	<b>10.22</b>	<b>-26%</b>
20 Buildings and associated costs	5.39	6.54	5.59	-15%
21 Information Technology	4.58	4.15	3.24	-22%
22 Movable property and associated costs	0.42	1.52	0.31	-79%
23 Current administrative expenditure	0.29	0.73	0.34	-54%
24 Postage / Telecommunications	0.59	0.56	0.60	8%
25 MB Meeting expenses	0.26	0.25	0.15	-40%
<b>Title 3 Operations</b>	<b>24.70</b>	<b>25.15</b>	<b>28.70</b>	<b>14%</b>
30 Scientific Evaluation of Regulated products	6.85	6.83	7.61	11%
31 Risk Assessment and Scientific Assistance	7.71	8.61	8.67	1%
32 Scientific Strategy and Coordination Forum	1.96	2.29	2.87	25%
34 Communication	1.05	1.06	1.00	-6%
35 Operational support	7.13	6.35	8.56	35%
<b>TOTAL EXPENDITURE</b>	<b>73.81</b>	<b>76.87</b>	<b>78.28</b>	<b>2%</b>

## Forecast of use of differentiated payment appropriations

Under Title III, the grants and contracts launched under the scientific Activities may have execution periods spanning over more than two budget years. Therefore differentiated appropriations for the budget lines covering these grants and contracts allow optimisation of the payment appropriations and trigger closer treasury management.

The principle is to spread over different budget years the payments covering multi-annual projects. In total, the payment appropriations cover the budget commitment appropriation entered into the first year but are recorded within the following budget years where the payments have to be made.

The summary statement of differentiated payment appropriations now stands as follows:

In M EUR	Payment in subsequent years			
Commitment in year	2011	2012	2013	2014
<b>2009</b>	1.13	0.56	0.00	0.00
<b>2010</b>	2.79	2.42	0.00	0.00
<b>2011</b>	3.10	2.10	1.80	0.50
<b>2012</b>	0.00	1.29	4.50	3.43
<b>2013</b>	0.00	0.00	3.00	3.00
<b>2014</b>	0.00	0.00	0.00	3.00
<b>Total</b>	<b>7.02</b>	<b>6.38</b>	<b>9.30</b>	<b>9.93</b>

## Establishment Plan of the European Food Safety Authority

Function group and grade	2010				2011 <sup>1</sup>		2012	
	Authorised under the Community Budget		Filled as of 31/12/2010		Authorised under the Community Budget		2012 Request	
	Permanent posts	Temporary Posts	Permanent posts	Temporary Posts	Permanent Posts	Temporary Posts	Permanent posts	Temporary Posts
AD 16	0	0	0	0	0	0	0	0
AD 15	0	1	0	1	0	1	0	1
AD 14	0	2	0	0	0	2	0	2
AD 13	0	0	0	0	0	0	0	0
AD 12	1	13	0	4	1	14	1	14
AD 11	0	12	0	11	0	11	0	11
AD 10	1	4	0	7	1	7	1	9
AD 9	1	30	0	31	1	31	1	33
AD 8	0	34	0	43	0	42	0	44
AD 7	1	50	0	35	1	58	1	58
AD 6	1	28	4	39	1	27	1	27
AD 5	0	24	1	24	0	21	0	21
<b>AD total</b>	<b>5</b>	<b>198</b>	<b>5</b>	<b>195</b>	<b>5</b>	<b>214</b>	<b>5</b>	<b>220</b>
AST 11	0	0	0	0	0	0	0	0
AST 10	0	0	0	0	0	0	0	0
AST 9	0	0	0	0	0	0	0	0
AST 8	0	1	0	0	0	1	0	1
AST 7	0	5	0	3	0	5	0	5
AST 6	0	4	0	0	0	5	0	5
AST 5	2	18	0	8	0	22	0	22
AST 4	0	36	0	41	0	38	0	38
AST 3	0	26	0	22	0	24	0	24
AST 2	0	32	0	45	0	24	0	24
AST 1	2	26	0	26	0	17	0	11
<b>AST total</b>	<b>4</b>	<b>148</b>	<b>0</b>	<b>145</b>	<b>0</b>	<b>136</b>	<b>0</b>	<b>130</b>
<b>TOTAL</b>	<b>9</b>	<b>346</b>	<b>5</b>	<b>340</b>	<b>5</b>	<b>350</b>	<b>5</b>	<b>350</b>
<b>GRAND TOTAL</b>	<b>355</b>		<b>345</b>		<b>355</b>		<b>355</b>	

<sup>1</sup> As established by the Management Board decision of 16 June 2011

## Annual work programme for Operational Procurements and Grants

Within the Scientific cooperation programme, the choice on whether to address a scientific support need via the grant or procurement scheme is based on the provisions set in EFSA's Founding Regulation and EFSA's experience with these schemes. Between 2007-2011 procurement projects have mainly been used to support the evaluation of authorisation dossiers where EFSA needs ownership. Grant projects have mainly been used for cooperation projects, e.g. for data collection and supporting general risk assessment activities, where networking is of particular importance.

Continuing the trend from previous years, EFSA is increasingly using long-term support procurement contracts (e.g. Framework and Multiannual contracts) over the more specific and short-term contracts (e.g. Direct contracts and Negotiated procedures), aiming at increasing efficiency and capacity building in the context of medium term planning. To this end, two new multiannual Framework contracts are already foreseen to be launched in 2012, bringing the total number of the "ongoing" Framework contracts to 21, compared to two Framework contracts ongoing in 2008. It is anticipated that next year a multi-annual proposal could be made, based on the multi-annual work plan agreed with the European Commission.

The total amount of funds spent or planned for cooperation projects with institutions and organisations in Member States to support EFSA in its scientific tasks (grants and procurement) has considerably increased (nearly threefold) between 2007 and 2011, and a further increase is proposed for 2012. Most of the funds (grants and procurement) continue to be allocated to supporting directly risk assessment activities (i.e. for the examination of authorisation dossiers and general risk assessment), followed by data collection and analysis. Grants are limited to the organisations on the Article 36 list, but also most of the contracts under procurement have been signed with organisations on the Article 36 list which have submitted a proposal in a procurement procedure.

The core elements of the annual work programme for grants and procurements provide, for adoption purposes, a sufficiently detailed framework:

### Basic act and financing source

- **Basic Act:** Regulation (EC) No 178/2002 of the European Parliament and of the Council Article 36 and Commission Regulation (EC) No. 2230/2004.
- **Budget lines:** 3001, 3011, 3021, 3031, 3041, 3051, 3101, 3111, 3121, 3131, 3141, 3151, 3161, 3201, 3231 and 3241.

### Tasks to be entrusted, objectives to be achieved and priority areas

- Support for the examination of authorisation dossiers,
- Preparatory work for risk assessment in the areas
- Data collection and analysis supporting risk assessment and risk monitoring,

### Eligibility of the applicants

- For grants, the applicants must be on the list adopted by the Management Board of EFSA on the 20th of December 2006 as updated ever since (implying fulfilment of the criteria set in the Commission Regulation (EC) No. 2230/2004);
- The applicants shall not be, at the time of award, in one of the situations referred to in Articles 93 and 94 of the Financial Regulation (Council Regulation (EC) No. 1605/2002) as amended.

### Selection and award criteria

The eligible proposals and offers will be evaluated against the selection criteria indicated in each specific call. In general there are two sets of selection criteria to be assessed:

- Financial capacity
- Technical capacity

The proposals which meet the selection criteria will be evaluated against the award criteria indicated in each specific call. In general there are three sets of award criteria to be assessed:

- Quality of the proposal
- Quality of the management
- Cost effectiveness

### Maximum rate of co-financing for grants

Up to 90% of the eligible costs

### Indicative type and number of contracts:

- Direct service contracts: estimated number between 40-60
- Framework service contracts – single: estimated number between 3-8
- Framework service contracts – multiple: estimated number between 1-3
- Specific contracts/order forms signed as part of implementation of previously signed Framework contracts: estimated number between 10-15.

### Indicative type and number of grants:

### Schedule of calls for proposals/calls for tenders for 2012

Launch of calls for proposals: July 2011 – October 2012

### Indicative amounts available for the scientific cooperation for 2012

The amounts indicated in the table below are the amounts which are expected to be committed under new Scientific Cooperation agreements or contracts to be signed in 2012.

Areas of activity	Estimated amount (M€)
A1. Provision of scientific opinions and advice & Risk Assessment approaches	2.53
A2. Evaluation of products, substances and claims subject to Authorisation	1.92
A3. Data collection, scientific cooperation and networking	4.77
<b>Total</b>	<b>9.22</b>

## 1. Operational support and Communication programme

### Global budgetary envelope

The amount indicated in the table below is the amount which is expected to be committed under new contracts to be signed in 2012. All the procurement calls will be duly advertised as per applicable EU public procurement rules.

Areas of activity	Estimated amount (M€)
A4. Communication and Dialogue	0.97
<b>Total</b>	<b>0.97</b>

**Indicative type and number of contracts**

- Direct service contracts: 1
- Framework service contracts – single: 2

**Subject in generic terms**

- Quantitative and qualitative target audience research (EUR 0.60 million)
- Promotional materials (EUR 0.35 million)
- Document delivery supplier (EUR 0.02 million)

**Schedule of calls for tenders for 2012**

Launch of calls for proposals: January 2012 – October 2012

Signature dates: June 2012 – December 2012

## Statement of revenue 2012 of the European Food Safety Authority

Title Chapter Article Item	Heading	B 2010	B 2011	B 2012
1	EUROPEAN COMMUNITY CONTRIBUTION			
1 0	EUROPEAN COMMUNITY CONTRIBUTION			
1 0 0	<i>European community contribution</i>			
1 0 0 0	European community contribution	68,083,763	70,521,500	72,258,040
1 0 0 1	PRE-Accession project (enlargement)	494,810	522,090	477,910
1 0 0 2	Outturn	3,955,237	3,277,000	1,271,000
	<i>Article 1 0 0 — Total</i>	72,533,810	74,320,590	74,006,950
	CHAPTER 1 0 — TOTAL	72,533,810	74,320,590	74,006,950
	Title 1 — Total	72,533,810	74,320,590	74,006,950
2	PARTICIPATION OF THIRD COUNTRIES			
2 0	PARTICIPATION OF THIRD COUNTRIES IN EFSA ACTIVITIES			
2 0 0	<i>Participation of third countries in EFSA activities</i>			
2 0 0 0	Participation of third countries in EFSA activities	1,742,600	1,699,800	1,857,050
	<i>Article 2 0 0 — Total</i>	1,742,600	1,699,800	1,857,050
	CHAPTER 2 0 — TOTAL	1,742,600	1,699,800	1,857,050
	Title 2 — Total	1,742,600	1,699,800	1,857,050
3	REVENUE FROM SERVICES RENDERED			
3 0	REVENUE FROM SERVICES RENDERED			
3 0 0	<i>Revenue from services rendered</i>			
3 0 0 0	Fees collected			
	<i>Article 3 0 0 — Total</i>			
	CHAPTER 3 0 — TOTAL			
	Title 3 — Total			
4	REVENUE FROM ADMINISTRATIVE OPERATIONS			
4 0	REVENUE FROM ADMINISTRATIVE OPERATIONS			
4 0 0	<i>Revenue from administrative operations</i>			
4 0 0 0	Bank interest			
4 0 0 1	Revenue from sale of publications			
4 0 0 2	Revenue from the organisation of seminars, conferences,...			
	<i>Article 4 0 0 — Total</i>			
	CHAPTER 4 0 — TOTAL			
	Title 4 — Total			
	<b>GRAND TOTAL</b>	<b>74,276,410</b>	<b>76,020,390</b>	<b>75,864,000</b>

### Statement of expenditure 2012 of the European Food Safety Authority

Title	Heading	2010 Executed		B 2011		B 2012	
		Expenditure Committed	Expenditure Paid	Commitment Appropriations	Payment Appropriations	Commitment Appropriations	Payment Appropriations
<b>Title I</b>	Expenses for personnel linked to the Authority	37,570,152	36,350,027	37,980,400	37,980,400	39,359,000	39,359,000
<b>Title II</b>	Building equipment & miscellaneous operating expenditure linked to the Authority	11,537,644	7,070,946	13,741,000	13,741,000	10,222,000	10,222,000
<b>Title III</b>	Operating expenditure linked to the Authority	24,700,316	18,195,968	26,110,490	24,298,990	29,175,910	26,283,000
<b>Total</b>		<b>73,808,112</b>	<b>61,616,941</b>	<b>77,831,890</b>	<b>76,020,390</b>	<b>78,756,910</b>	<b>75,864,000</b>

## Statement of revenue and expenditure of the European Food Safety Authority for the financial year 2012 Title I

BL	Heading	B 2010 Executed	B 2011	B 2012	Budget Comment
<b>1</b>	<b>STAFF</b>				
1 1	STAFF IN ACTIVE EMPLOYMENT				
<b>1 1 0</b>	<b>Staff in active employment</b>				
1 1 0 0	Basic salary	20,429,383	21,612,000	21,088,000	Staff Regulations of officials of the European Communities, and in particular Articles 62 and 66 thereof. This appropriation is intended to cover the basic salaries of officials and temporary staff holding posts on the establishment plan.
1 1 0 1	Family allowance	2,247,525	2,472,000	2,465,000	Staff Regulations of officials of the European Communities, and in particular Articles 42, 62, 67 and 68 thereof and Section I of Annex VII thereto. This appropriation is intended to cover the family allowances: household allowance, dependent child allowance, pre-school allowance, education allowance (including special grants within the provision as decided yearly by the Executive Director), parental leave allowance of relevant staff.
1 1 0 2	Transfer and expatriation allowance	2,524,015	2,609,000	2,675,000	Staff Regulations of officials of the European Communities, and in particular Articles 62 and 69 thereof and Articles 4 of Annex VII thereto. This appropriation is intended to cover the expatriation and foreign residence allowances of relevant staff.
1 1 0 3	Secretarial allowance	9,782	14,600	10,000	Staff Regulation of officials of the European Communities, and in particular Article 18 (1) of Annex XIII thereto. This appropriation is intended to cover the secretarial allowance paid to officials and temporary staff in category C*, employed as shorthand-typists, telex operators, typesetters, executive secretaries or principal secretaries, who were entitled in the month before 1 May 2004.
	<i>Article 1 1 0 — Total</i>	<b>25,210,705</b>	<b>26,707,600</b>	<b>26,238,000</b>	
<b>1 1 1</b>	<b>Other staff</b>				
1 1 1 3	Stagiaires	133,601	160,100	240,000	This appropriation is intended to cover the monthly grants of trainees in line with the traineeship program of the Authority.
1 1 1 5	Contract staff	3,870,424	3,615,000	5,086,000	Conditions of employment of other servants of the European Communities, and in particular Article 3a and Title IV thereof. This appropriation is intended to cover the remuneration of contract staff.
	<i>Article 1 1 1 — Total</i>	<b>4,004,024</b>	<b>3,775,100</b>	<b>5,326,000</b>	

mb 15 12 11 – Budget & Establishment Plan 2012 - ANNEX VI – ADOPTED

BL	Heading	B 2010 Executed	B 2011	B 2012	Budget Comment
<b>1 1 3</b>	<b><i>Employer's social security contributions</i></b>				
1 1 3 0	Insurance against sickness	703,844	746,700	745,000	Staff Regulations of officials of the European Communities, and in particular Article 72 thereof. Rules on sickness insurance for officials of the European Communities. This appropriation is intended to cover the employer's contribution.
1 1 3 1	Insurance against accidents and occupational disease	146,306	155,400	155,000	Staff Regulations of officials of the European Communities, and in particular Article 73 thereof. This appropriation is intended to cover the employer's contribution to insurance against accidents and occupational diseases and the supplementary expenditure arising from the application of the statutory provisions in this area.
1 1 3 2	Unemployment insurance for tempory staff	254,788	271,200	272,000	Conditions of employment of other servants of the European Communities, in particular Article 28a there of. This appropriation is intended to insure temporary staff against unemployment.
1 1 3 3	Establishment or maintenance of pension rights for temporary staff	p.m.	p.m.	p.m.	Conditions of employment of other servants of the European Communities and in particular Article 42 thereof. This appropriation is intended to cover payments by the Authority on behalf of officials and temporary staff in order to constitute or maintain their pension rights in their country of origin
	<i>Article 1 1 3 — Total</i>	<b>1,104,938</b>	<b>1,173,300</b>	<b>1,172,000</b>	
<b>1 1 4</b>	<b><i>Miscellaneous allowances and grants</i></b>				
1 1 4 0	Birth and death allowance	3,966	3,200	5,000	Staff Regulations of officials of the European Communities, and in particular Article 70, 74 and 75 thereof. This appropriation is intended to cover: - childbirth grant, -in the event of death of an official, payment of the deceased's full remuneration until the end of the third month after the month in which the death occurred and the cost of transporting the body to the official's place of origin.
1 1 4 1	Annual leave traveling expenses	474,409	462,000	543,000	Staff Regulations of officials of the European Communities, and in particular Article 8 of Annex VII thereto. This appropriation is intended to cover the lump sum payment of travel costs of relevant staff, their spouses and dependants, from the place of employment to the place of origin.
1 1 4 7	Call on duties	22,151	22,200	30,000	Staff Regulations of officials of the European Communities and in particular Article 56b) and 56c) thereto. This appropriation is intended to cover, in respect of officials and temporary staff, allowances for shift work or standby duty at the official's place of work or at home.
1 1 4 9	Other allowances and repayments	p.m.	p.m.	0	Staff Regulations of officials of the European Communities, and in particular Article 34 thereof. This allowances is intended to cover allowances in the event of : - dismissal of a probationary official for obvious inadequacy, - cancellation by the Authority of the contract of a relevant staff member
	<i>Article 1 1 4 — Total</i>	<b>500,526</b>	<b>487,400</b>	<b>578,000</b>	

BL	Heading	B 2010 Executed	B 2011	B 2012	Budget Comment
<b>1 1 7</b>	<b>Supplementary services</b>				
1 1 7 1	Translation and interpretation	144,296	110,000	200,000	This appropriation is intended to cover the cost of translations, including payments made to the Translations Centre in Luxembourg for all texts not directly connected with the implementation of the Authority's work programme. It also covers the fees and travel expenses of free-lance interpreters and conference operators including the reimbursement of services provided by Commission interpreters for all meetings not directly connected with the implementation of the Authority's work programme.
1 1 7 2	Payment for administrative assistance from the Community institutions	219,700	233,000	248,000	This appropriation is intended to cover the reimbursement of expenditure incurred by the Commission for administrative assistance given to the Authority, for example the computerised payroll service.
1 1 7 5	Interim services	762,631	1,075,000	975,000	This appropriation is intended to cover: - the employment of interim staff, particularly telephone operators, clerical and secretarial staff, - reproduction and typing which is sent out because it cannot be handled by the Authority, -the cost of computer typesetting for explanatory and supporting documents for the Authority's own requirements and for submission to the budgetary authority.
1 1 7 6	Consultancy	6,430	60,000	75,000	This appropriation is intended to cover expenditure for external HR consultancy in relation to staff survey, assessment center, HR processes,...
1 1 7 7	Other services	708,957	571,000	295,000	This appropriation is intended to cover expenditure for management consultancy in the fields of audit, coaching, QM, resources and support services,...
	<i>Article 1 1 7 — Total</i>	<b>1,842,014</b>	<b>2,049,000</b>	<b>1,793,000</b>	
<b>1 1 8</b>	<b>Recruitment costs and expenses on entering and leaving the service</b>				
1 1 8 0	Miscellaneous expenditure on recruitment	123,685	111,000	155,000	Staff Regulations of officials of the European Communities, and in particular Article 27 to 31 and 33 thereof and Annex III thereto. This appropriation is intended to cover expenditure arising from recruitment procedures, including: -publication costs, travel/ subsistence costs and accident insurance for candidates called for examinations and interviews, costs directly linked to the promotion and organisation of group recruitment tests (hire of rooms, furniture, machines and miscellaneous equipment, fees for the preparation and correction of tests, etc.),- pre-recruitment medical examinations.
1 1 8 1	Travel expenses (including for members of the family)	18,271	7,000	25,000	Staff Regulation of officials of the European Communities, and in particular Art. 20 and 71 thereof and Article 7 of Annex VII thereto. This appropriation is intended to cover the travel expenses due to relevant staff (including their families) on taking up their duties or leaving the Authority or transfer to another place of employment.

**mb 15 12 11 – Budget & Establishment Plan 2012 - ANNEX VI – ADOPTED**

<b>BL</b>	<b>Heading</b>	<b>B 2010 Executed</b>	<b>B 2011</b>	<b>B 2012</b>	<b>Budget Comment</b>
1 1 8 2	Installation, resettlement and transfer allowances	159,715	197,000	125,000	Staff Regulations of officials of the European Communities, and in particular Article 5 and 6 of Annex VII thereto. This appropriation is intended to cover installation and resettlement allowances due to relevant staff obliged to change their place of residence on taking up their duties, on transfer to a new place of employment and upon finally leaving the Authority and resettling elsewhere.
1 1 8 3	Removal expenses	134,718	203,000	140,000	Staff Regulations of officials of the European Communities, and in particular Article 20 and 71 thereof and Article 9 of Annex VII thereto. This appropriation is intended to cover removal expenses due to relevant staff obliged to change their place of residence on taking up their duties, on transfer to a new place of employment and upon finally leaving the Authority and resettling elsewhere.
1 1 8 4	Temporary daily subsistence allowance	98,296	84,000	70,000	Staff Regulation of officials of the European Communities, and in particular Article 20 and 71 thereof and Article 10 of Annex VII thereto. This appropriation is intended to cover temporary daily subsistence allowances for relevant staff who furnish evidence that they must change their place of residence on taking up their duties, or transferring to a new place of employment.
	<i>Article 1 1 8 — Total</i>	<b>534,686</b>	<b>602,000</b>	<b>515,000</b>	
<b>1 1 9</b>	<b>Salary weightings</b>				
1 1 9 0	Salary weightings	2,340,882	1,294,000	1,420,000	Staff Regulations of officials of the European Communities, and in particular Article 64 and 65 thereof and Article 17 (3) of Annex VII thereto. This appropriation is intended to cover the cost of weightings applied to the remuneration of relevant staff. It also covers the cost of weightings applied to the part of emoluments transferred to a country other than the country of employment.
1 1 9 1	Provisional appropriation	p.m.	p.m.	0	Staff Regulations of officials of the European Communities, and in particular Articles 65 and 65a thereof and Annex XI thereto. Financial Regulation of 21 December 1977 applicable to the general budget of the European Communities (OJ L 356, 31.12.1977, p. 1) as last amended by Regulation (EC, ECSC, Euratom) No 762/2001 (OJ L 111, 20.04.2001, p. 1). This item is intended to cover the cost of any adjustments to remunerations approved by the Council during the financial year. It is purely provisional and can only be used after its transfer to other articles or items in this chapter in accordance with the Financial Regulation.
	<i>Article 1 1 9 — Total</i>	<b>2,340,882</b>	<b>1,294,000</b>	<b>1,420,000</b>	
	<b>CHAPTER 1 1 — TOTAL</b>	<b>35,537,775</b>	<b>36,088,400</b>	<b>37,042,000</b>	

mb 15 12 11 – Budget & Establishment Plan 2012 - ANNEX VI – ADOPTED

BL	Heading	B 2010 Executed	B 2011	B 2012	Budget Comment
1 3	MISSIONS AND DUTY TRAVEL				
<b>1 3 0</b>	<b>Missions and travel expenses</b>				
1 3 0 0	Mission and travel expenses	178,000	82,100	125,000	Staff Regulations of officials of the European Communities, and in particular Article 11 to 13 of Annex VII thereto. This appropriation is intended to cover expenditure on travel expenses, the payment of daily mission allowances and ancillary or exceptional expenses incurred in carrying out missions, including off-site meetings, by Authority staff covered by the Staff Regulations and by national or international experts or officials seconded to the Authority.
1 3 0 1	Shuttles for missions and duty	55,000	34,000	38,000	This appropriation is intended to cover the cost of connecting the seat of the Authority in Parma to the airports for staff going on administrative missions, experts and visiting experts for the same purpose. It also covers ad-hoc interurban transport.
	<i>Article 1 3 0 — Total</i>	<b>233,000</b>	<b>116,100</b>	<b>163,000</b>	
	<b>CHAPTER 1 3 — TOTAL</b>	<b>233,000</b>	<b>116,100</b>	<b>163,000</b>	
1 4	SOCIOMEDICAL INFRASTRUCTURE				
<b>1 4 0</b>	<b>Restaurants, meals and canteens</b>				
1 4 0 0	Restaurants, meals and canteens	33,386	34,000	38,000	This appropriation is intended to cover the cost of running restaurants, cafeterias, canteens and catering services during meetings, including maintenance facilities. It is intended to cover also routine expenditure on replacement of existing equipment and purchase of new equipment which is not suitable for inclusion in current expenditure, and the cost of consultancy fees.
	<i>Article 1 4 0 — Total</i>	<b>33,386</b>	<b>34,000</b>	<b>38,000</b>	
<b>1 4 1</b>	<b>Medical service</b>				
1 4 1 0	Medical service	149,236	125,000	270,000	Staff Regulations of officials of the European Communities, and in particular Article 59 thereof and Article 8 of Annex II thereto. Apart from doctors' fees, this appropriation is intended to cover the cost of check-ups (special examination analyses, etc.), consumables (dressings, medicines, etc.), special equipment and fittings and the administrative costs of the Invalidity Committee.
	<i>Article 1 4 1 — Total</i>	<b>149,236</b>	<b>125,000</b>	<b>270,000</b>	
<b>1 4 2</b>	<b>Further training, language courses and retraining for staff</b>				
1 4 2 0	Further training, language courses and retraining for staff	629,402	635,000	716,000	Staff Regulations of officials of the European Communities, and in particular Article 24 thereof. This appropriation is intended to cover the cost of introduction courses for new recruits, staff development courses, retraining, courses on the use of modern techniques, seminars, information sessions on EU matters etc. It also covers the purchase of equipment and documentation and the hiring of organising consultants.
	<i>Article 1 4 2 — Total</i>	<b>629,402</b>	<b>635,000</b>	<b>716,000</b>	
	<b>CHAPTER 1 4 — TOTAL</b>	<b>812,024</b>	<b>794,000</b>	<b>1,024,000</b>	

mb 15 12 11 – Budget & Establishment Plan 2012 - ANNEX VI – ADOPTED

BL	Heading	B 2010 Executed	B 2011	B 2012	Budget Comment
1 5	EXCHANGE OF OFFICIALS AND EXPERTS				
<b>1 5 2</b>	<b>Exchange of officials and experts</b>				
1 5 2 0	Visiting experts, National Experts on Detachment	792,934	809,000	885,000	This appropriation is intended to cover the costs of visiting experts from public institutions and other bodies from within and outside the European Union.
1 5 2 1	Authority officials temporarily assigned to national civil services, to international organisations or to public or private institutions	p.m.	p.m.	50,000	Staff Regulations of officials of the European Communities, and in particular Article 38 thereof. This appropriation is intended to cover supplementary expenses arising from the secondment of Authority staff, i.e. to pay the allowances and reimburse the expenditure to which secondment entitles them. It also intended to cover costs relating to special training schemes with authorities and bodies in the Member States and non member states countries.
	<i>Article 1 5 2 — Total</i>	<b>792,934</b>	<b>p.m.</b>	<b>935,000</b>	
	<b>CHAPTER 1 5 — TOTAL</b>	<b>792,934</b>	<b>809,000</b>	<b>935,000</b>	
1 6	SOCIAL WELFARE				
<b>1 6 0</b>	<b>Special assistance grants</b>				
1 6 0 0	Special assistance grants	0	0	0	Staff Regulations of officials of the European Communities, and in particular Article 76 thereof. This appropriation is intended to cover expenditure on gifts, loans or advances which may be made to an official, a former official or survivors of an official who are in particularly difficult circumstances.
	<i>Article 1 6 0 — Total</i>	<b>0</b>	<b>0</b>	<b>0</b>	
<b>1 6 1</b>	<b>Social contacts between staff</b>				
1 6 1 0	Social contacts between staff	74,435	56,300	80,000	This appropriation is intended to cover part of the costs of the recreation centre, cultural activities, subsidies to staff clubs, the management of, and extra equipment for, sports centres, and projects to promote social contact between staff of different nationalities.
	<i>Article 1 6 1 — Total</i>	<b>74,435</b>	<b>56,300</b>	<b>80,000</b>	
<b>1 6 2</b>	<b>Other interventions</b>				
1 6 2 0	Other interventions	55,000	0	0	This appropriation is intended to cover expenditure not specifically provided for in the other articles of this chapter 16.
	<i>Article 1 6 2 — Total</i>	<b>55,000</b>	<b>0</b>	<b>0</b>	
<b>1 6 3</b>	<b>Early Childhood Center and other creches</b>				
1 6 3 0	Early Childhood Centre and other creches	39,400	50,000	65,000	This appropriation is intended to cover expenditure relating to early childhood centres and crèches.
	<i>Article 1 6 3 — Total</i>	<b>39,400</b>	<b>50,000</b>	<b>65,000</b>	

mb 15 12 11 – Budget & Establishment Plan 2012 - ANNEX VI – ADOPTED

BL	Heading	B 2010 Executed	B 2011	B 2012	Budget Comment
<b>1 6 4</b>	<b>Complementary aid for the handicapped</b>				
1 6 4 0	Complementary aid for the handicapped	0	9,000	10,000	This appropriation is intended to cover the following categories of disabled persons, as part of a policy to assist the disabled: - officials and temporary staff in active employment, - spouses of officials and temporary staff in active employment, - all dependent children within the meaning of the Staff Regulations of officials of the European Communities.
	<i>Article 1 6 4 — Total</i>	<b>0</b>	<b>9,000</b>	<b>10,000</b>	
	<b>CHAPTER 1 6 — TOTAL</b>	<b>168,835</b>	<b>110,300</b>	<b>155,000</b>	
1 7	RECEPTION AND ENTERTAINMENT EXPENSES				
<b>1 7 0</b>	<b>Reception and entertainment expenses</b>				
1 7 0 0	Reception and entertainment expenses	25,584	62,600	40,000	This appropriation is intended to cover expenditure on the Authority's obligations in respect of entertainment and representation. This expenditure may be incurred by authorized staff individually in the fulfilment of their duties and as part of the Authority's activities.
	<i>Article 1 7 0 — Total</i>	<b>25,584</b>	<b>62,600</b>	<b>40,000</b>	
	<b>CHAPTER 1 7 — TOTAL</b>	<b>25,584</b>	<b>62,600</b>	<b>40,000</b>	
	<b>Title 1 — Total</b>	<b>37,570,152</b>	<b>37,980,400</b>	<b>39,359,000</b>	

## Statement of revenue and expenditure of the European Food Safety Authority for the financial year 2012 Title II

BL	Heading	B 2010 Executed	B 2011	B 2012	Budget Comment
2	<b>BUILDINGS, EQUIPMENT AND MISCELLANEOUS OPERATING EXPENDITURE LINKED TO THE AUTHORITY</b>				
2 0	Investments In Immovable Property, Rental Of Building And Associated Costs				
<b>2 0 0</b>	<b>Rent</b>				
2 0 0 0	Rent	2,631,445	2,663,000	600,000	This appropriation is intended to cover the payment of rents relating to occupied buildings or part of buildings and the renting of storerooms, garages, off-site storage and parking facilities.
2 0 0 1	Acquisition	0	0	2,420,000	This appropriation is intended to cover the payment relating to the acquisition of EFSA operating seat.
	<i>Article 2 0 0 — Total</i>	<b>2,631,445</b>	<b>2,663,000</b>	<b>3,020,000</b>	
<b>2 0 1</b>	<b>Insurance</b>				
2 0 1 0	Insurance	31,050	40,400	41,000	This appropriation is intended to cover the payment of insurance premiums on the buildings or parts of buildings occupied by the Authority, as well as for contents, civil liability and professional liability.
	<i>Article 2 0 1 — Total</i>	31,050	<b>40,400</b>	<b>41,000</b>	
<b>2 0 2</b>	<b>Water, gas, electricity and heating</b>				
2 0 2 0	Water, gas, electricity and heating	564,743	513,200	510,000	This appropriation is intended to cover the payment of water, gas, electricity and heating costs.
	<i>Article 2 0 2 — Total</i>	<b>564,743</b>	<b>513,200</b>	<b>510,000</b>	
<b>2 0 3</b>	<b>Cleaning and maintenance</b>				
2 0 3 0	Maintenance	116,730	50,100	235,000	This appropriation is intended to cover maintenance costs for premises, lifts, central heating, air-conditioning equipment; the expenditure occasioned the purchase of maintenance products, and by repainting, repairs and supplies. It also covers purchase, rental and maintenance of plants.
2 0 3 1	Cleaning	257,000	322,500	300,000	This appropriation is intended to cover regular and specific cleaning operations, the purchase of washing, laundry and dry-cleaning products, etc.
	<i>Article 2 0 3 — Total</i>	<b>373,730</b>	<b>372,600</b>	<b>535,000</b>	
<b>2 0 4</b>	<b>Refurbishment of premises/ Fitting-out</b>				
2 0 4 0	Refurbishment of premises/ Fitting-out	95,000	1,231,000	144,000	This appropriation is intended to cover the fitting-out of buildings, e.g. alterations to partitioning, alterations to technical installations and other specialist work on locks, electrical equipment, plumbing, painting, floor coverings, etc. It also covers the necessary equipment.
	<i>Article 2 0 4 — Total</i>	<b>95,000</b>	<b>1,231,000</b>	<b>144,000</b>	

**mb 15 12 11 – Budget & Establishment Plan 2012 - ANNEX VI – ADOPTED**

BL	Heading	B 2010 Executed	B 2011	B 2012	Budget Comment
<b>2 0 5</b>	<b>Security and surveillance of buildings</b>				
2 0 5 0	Security and surveillance of buildings	810,000	913,000	840,000	This appropriation is intended to cover various expenses concerned with the security of persons and buildings, especially contracts for the guarding of buildings, the purchase, the hire, the lease and the maintenance of security and fire-fighting equipment, the replacement of equipment for fire pickets and statutory inspection costs, including recurrent expenditure on, for instance, badges, access cards etc. It also covers technical assistance.
	<i>Article 2 0 5 — Total</i>	<b>810,000</b>	<b>913,000</b>	<b>840,000</b>	
<b>2 0 8</b>	<b>Preliminary expenditure relating to construction, acquisition or rental of immovable property</b>				
2 0 8 0	Preliminary expenditure relating to construction, acquisition or rental	796,723	703,900	60,000	This appropriation is intended to cover the cost of the financial and technical consultancy fees prior to the acquisition and construction of buildings. It also covers technical assistance fees relating to major fitting-out operations for premises.
	<i>Article 2 0 8 — Total</i>	<b>796,723</b>	<b>703,900</b>	<b>60,000</b>	
<b>2 0 9</b>	<b>Other expenditure on building</b>				
2 0 9 0	Other expenditure on buildings	89,207	102,400	435,000	This appropriation is intended to cover expenditure on buildings not specifically provided for in the other articles of this chapter, in particular management fees for multiple-tenanted buildings, costs of surveys of premises and charges for utilities (municipal taxes, refuse collection etc.).
	<i>Article 2 0 9 — Total</i>	<b>89,207</b>	<b>102,400</b>	<b>435,000</b>	
	<b>CHAPTER 2 0 — TOTAL</b>	<b>5,391,898</b>	<b>6,539,500</b>	<b>5,585,000</b>	
2 1	EXPENDITURE ON DATA PROCESSING				
<b>2 1 0</b>	<b>Purchase and maintenance of IT for administration and non operational</b>				
2 1 0 0	Purchase / Maintenance of IT equipment	901,996	673,196	350,000	This appropriation is intended to cover the procurement of computing and other similar electronic office equipment and hardware (printers, fax machines, scanners, photocopiers...), including initial equipment with EFSA standard software, installation, configuration and maintenance, which is needed for the operation of the Authority.
2 1 0 1	Purchase/ Maintenance of software	833,824	427,200	245,000	This appropriation is intended to cover the procurement and maintenance of program packages and software necessary for the operation of the Authority.
2 1 0 3	Software development	2,055,995	2,271,704	2,017,000	This appropriation is intended to cover expenditure on IT services to support the organisational activities of the Authority. IT services include IT Requirements Managers, Software Architects, Software Developers, IT Testers, IT Project Managers and IT Infrastructure Specialists.
2 1 0 4	User support	790,320	778,000	625,000	This appropriation is intended to cover expenditure on outside staff and services, for help desk, training and user support activities of the Authority.
	<i>Article 2 1 0 — Total</i>	<b>4,582,134</b>	<b>4,150,100</b>	<b>3,237,000</b>	
	<b>CHAPTER 2 1 — TOTAL</b>	<b>4,582,134</b>	<b>4,150,100</b>	<b>3,237,000</b>	

mb 15 12 11 – Budget & Establishment Plan 2012 - ANNEX VI – ADOPTED

BL	Heading	B 2010 Executed	B 2011	B 2012	Budget Comment
2 2	MOVABLE PROPERTY AND ASSOCIATED COSTS				
<b>2 2 0</b>	<b>Technical equipment and installations</b>				
2 2 0 0	Technical equipment and installations	269,194	30,000	100,000	This appropriation is intended to cover the purchase of technical equipment and in particular expenditure on audiovisual, reproduction, archive, library and interpreting equipment. It also covers installations and equipment for handicapped officials.
2 2 0 1	Hire or leasing of technical equipment and installations	99,692	5,250	110,000	This appropriation is intended to cover hiring / leasing of technical equipment and in particular expenditure on audiovisual, reproduction, archive, library and interpreting equipment. It also covers installations and equipment for handicapped officials.
2 2 0 2	Maintenance and repair of technical equipment and installations	3,292	0	25,000	This appropriation is intended to cover expenditure relating to the maintenance and repair of the equipment referred to in Item 2 2 0 0 as well as the costs for technical assistance. It also covers the maintenance and repair of installations and equipment for handicapped persons.
	<i>Article 2 2 0 — Total</i>	<b>372,178</b>	<b>35,250</b>	<b>235,000</b>	
<b>2 2 1</b>	<b>Furniture</b>				
2 2 1 0	Purchase of furniture	21,189	1,465,000	40,000	This appropriation is intended to cover the purchase of office and specialized furniture, including ergonomic furniture, shelving for archives etc.
2 2 1 1	Hire of furniture	p.m.	p.m.	p.m.	This appropriation is intended to cover the hiring of office and specialized furniture, including ergonomic furniture, shelving for archives etc.
2 2 1 2	Maintenance and repair of furniture	p.m.	p.m.	p.m.	This appropriation is intended to cover the maintenance of office and specialized furniture, including shelving for archives etc.
	<i>Article 2 2 1 — Total</i>	<b>21,189</b>	<b>1,465,000</b>	<b>40,000</b>	
2 2 5	<b>Documentation and library expenditure</b>				
2 2 5 0	Library stocks, purchase and preservation of books	7,090	5,700	12,000	This appropriation is intended to cover the purchase of books, documents and other non-periodic publications and the updating of existing volumes required by administrative departments.
2 2 5 1	Special library, documentation and reproduction equipment	1,755	1,850	18,000	This appropriation is intended to cover special library equipment (card indexes, shelving, catalogue units..).
2 2 5 5	Subscriptions and purchase of information media	19,985	12,600	9,000	This appropriation is intended to cover the cost of subscriptions to newspapers, specialist periodicals, official journals, parliamentary papers, foreign trade statistics, various bulletins.
	<i>Article 2 2 5 — Total</i>	<b>28,831</b>	<b>20,150</b>	<b>39,000</b>	
	<b>CHAPTER 2 2 — TOTAL</b>	<b>422,197</b>	<b>1,520,400</b>	<b>314,000</b>	

mb 15 12 11 – Budget & Establishment Plan 2012 - ANNEX VI – ADOPTED

BL	Heading	B 2010 Executed	B 2011	B 2012	Budget Comment
2 3	CURRENT ADMINISTRATIVE EXPENDITURE				
<b>2 3 0</b>	<b>Stationery and office supplies</b>				
2 3 0 0	Stationery and office supplies	156,000	155,000	162,000	This appropriation is intended to cover the cost of purchasing paper, envelopes, office supplies as well as supplies for reprographics and external printing.
	<i>Article 2 3 0 — Total</i>	<b>156,000</b>	<b>155,000</b>	<b>162,000</b>	
<b>2 3 2</b>	<b>Financial charges</b>				
2 3 2 0	Bank charges	1,000	2,000	2,000	This appropriation is intended to cover bank charges (commission, agios, miscellaneous expenditure) and the cost of connecting to the interbank telecommunications network.
2 3 2 1	Other financial charges	p.m.	p.m.	p.m.	This item is intended to accommodate, if necessary, an appropriation to cover any possible cash differences, loss or depreciation in value of funds and securities.
	<i>Article 2 3 2 — Total</i>	<b>1,000</b>	<b>2,000</b>	<b>2,000</b>	
<b>2 3 3</b>	<b>Legal expenses</b>				
2 3 3 0	Legal expenses	86,776	205,000	100,000	This appropriation is intended to cover preliminary legal costs and the services of lawyers or other experts called in to advise the Authority. It also covers costs awarded against the Authority by the Court of Justice, or other Courts.
	<i>Article 2 3 3 — Total</i>	<b>86,776</b>	<b>205,000</b>	<b>100,000</b>	
<b>2 3 4</b>	<b>Damages</b>				
2 3 4 0	Damages	0	0	25,000	This appropriation is intended to cover expenses for damages and the cost of settling claims against the Authority (civil liability).
	<i>Article 2 3 4 — Total</i>	<b>0</b>	<b>0</b>	<b>25,000</b>	
<b>2 3 5</b>	<b>Other operating expenditure</b>				
2 3 5 0	Miscellaneous insurance	23,450	9,000	17,000	This appropriation is intended to cover various types of insurance (mission insurance, third-party liability, insurance against theft, etc.)
2 3 5 3	Removals and associated handling	16,000	340,000	15,000	This appropriation is intended to cover departmental removals and regrouping and handling costs (reception, storage, placing) in respect of equipment, furniture and office supplies.
	<i>Article 2 3 5 — Total</i>	<b>39,450</b>	<b>349,000</b>	<b>32,000</b>	

mb 15 12 11 – Budget & Establishment Plan 2012 - ANNEX VI – ADOPTED

BL	Heading	B 2010 Executed	B 2011	B 2012	Budget Comment
<b>2 3 9</b>	<b>Publications</b>				
2 3 9 0	Publications	5,837	15,000	15,000	This appropriation is intended to cover publishing expenses not covered in Title 3, in particular expenses for the publication in the O.J. like for instance of the Authority's budgets, statement of revenue and expenditure,
	<i>Article 2 3 9 — Total</i>	<b>5,837</b>	<b>15,000</b>	<b>15,000</b>	
	<b>CHAPTER 2 3 — TOTAL</b>	<b>289,062</b>	<b>726,000</b>	<b>336,000</b>	
2 4	POSTAL CHARGES AND TELECOMMUNICATIONS				
<b>2 4 0</b>	<b>Postal charges</b>				
2 4 0 0	Postal charges	40,000	50,000	49,000	This appropriation is intended to cover expenditure on postal and delivery charges for ordinary mail, on reports and publications, on postal and other packages sent by air, sea or rail.
	<i>Article 2 4 0 — Total</i>	<b>40,000</b>	<b>50,000</b>	<b>49,000</b>	
<b>2 4 1</b>	<b>Telecommunications</b>				
2 4 1 0	Telecommunications subscriptions and charges	345,242	275,000	300,000	This appropriation is intended to cover fixed rental costs, maintenance fees, repairs and maintenance of equipment, subscription charges, and the cost of communications (telephone, telex, telegraph, Internet, television, audio-and videoconferencing, including data transmission). It also covers the purchase of directories.
2 4 1 1	Purchase and installation of equipment	203,258	230,000	251,000	This appropriation is intended to cover expenditure on equipping buildings with cabling, purchase, hire, leasing, installation and maintenance of Telecom equipment and data transmission equipment. It also covers the purchase of mobile telephones and ancillary equipment as well as the cost of technical assistance.
	<i>Article 2 4 1 — Total</i>	<b>548,499</b>	<b>505,000</b>	<b>551,000</b>	
	<b>CHAPTER 2 4 — TOTAL</b>	<b>588,499</b>	<b>555,000</b>	<b>600,000</b>	
2 5	EXPENDITURE ON FORMAL AND OTHER MEETINGS				
<b>2 5 0</b>	<b>Management Board meetings</b>				
2 5 0 0	Management Board meetings	263,853	250,000	150,000	This appropriation is intended to cover travel, subsistence and incidental expenses of Members of the Management Board. It also intended to cover the costs of the infrastructure and technical expenditure related to Management Boards events.
	<i>Article 2 5 0 — Total</i>	<b>263,853</b>	<b>250,000</b>	<b>150,000</b>	
	<b>CHAPTER 2 5 — TOTAL</b>	<b>263,853</b>	<b>250,000</b>	<b>150,000</b>	
	<b>Title 2 — Total</b>	<b>11,537,644</b>	<b>13,741,000</b>	<b>10,222,000</b>	

## Statement of expenditure of the European Food Safety Authority for the financial year 2012 Title III

BL	Heading	B 2010 Executed Commitments	B 2010 Executed Payments	B 2011 Commitments	B 2011 Payments	B 2012 Commitments	B 2012 Payments	Budget Comment
3	<b>OPERATING EXPENDITURE LINKED TO THE AUTHORITY</b>							
3 0	SCIENTIFIC EVALUATION OF REGULATED PRODUCTS							
3 0 0	<b>Applications Desk</b>							
3001	APDESK: Grant & Procurement for studies and evaluations					170,000	5,800	This appropriation is intended to cover scientific cooperation with Member States organisations. It covers outsourcing of scientific studies and scientific services, preparatory evaluations or reports to scientific or research organisations via grants or contracts as framed by regulation (EC) 178/2002 (specifically Article 36), the relevant sectoral legislations and the relevant provisions of the financial regulations.
3002	APDESK: Experts meetings					90,000	90,000	Regulation (EC) 178/2002 and in particular Article 28. This appropriation is intended for direct costs incurred linked to the organisation and attendance of meetings.
	<i>Article 3 0 0 — Total</i>	0	0	0	0	260,000	95,800	
3 0 1	<b>Food ingredients &amp; packaging</b>							
3011	FIP: Grant & Procurement for studies and evaluations	926,904	658,864	780,000	574,000	690,000	325,873	This appropriation is intended to cover scientific cooperation with Member States organisations. It covers outsourcing of scientific studies and scientific services, preparatory evaluations or reports to scientific or research organisations via grants or contracts as framed by regulation (EC) 178/2002 (specifically Article 36), the relevant sectoral legislations and the relevant provisions of the financial regulations.
3012	FIP: Scientific Panels, Working groups and network meetings	1,045,004	989,676	1,182,000	1,182,000	1,220,000	1,220,000	Regulation (EC) 178/2002 and in particular Article 28. This appropriation is intended for direct costs incurred linked to the organisation and attendance of meetings by Members of the Scientific Panel, its Working Groups and by independent experts.
	<i>Article 3 0 1 — Total</i>	1,971,907	1,648,540	1,962,000	1,756,000	1,910,000	1,545,873	

mb 15 12 11 – Budget & Establishment Plan 2012 - ANNEX VI – ADOPTED

BL	Heading	B 2010 Executed Commitments	B 2010 Executed Payments	B 2011 Commitments	B 2011 Payments	B 2012 Commitments	B 2012 Payments	Budget Comment
<b>3 0 2</b>	<b>FEED</b>							
3021	FEED: Grant & Procurement for studies and evaluations	0	130,515	0	0	380,000	12,785	This appropriation is intended to cover scientific cooperation with Member States organisations. It covers outsourcing of scientific studies and scientific services, preparatory evaluations or reports to scientific or research organisations via grants or contracts as framed by regulation (EC) 178/2002 (specifically Article 36), the relevant sectoral legislations and the relevant provisions of the financial regulations.
3022	FEED: Scientific Panels, Working groups and network meetings	746,986	718,562	1,098,000	1,098,000	885,000	885,000	Regulation (EC) 178/2002 and in particular Article 28. This appropriation is intended for direct costs incurred linked to the organization and attendance of meetings by Members of the Scientific Panel, its Working Groups and by independent experts.
	<i>Article 3 0 2 — Total</i>	<b>746,986</b>	<b>849,077</b>	<b>1,098,000</b>	<b>1,098,000</b>	<b>1,265,000</b>	<b>897,785</b>	
<b>3 0 3</b>	<b>Nutrition</b>							
3031	NUTRI: Grant & Procurement for studies and evaluations	245,946	68,055	141,507	55,143	225,000	220,348	This appropriation is intended to cover scientific cooperation with Member States organisations. It covers outsourcing of scientific studies and scientific services, preparatory evaluations or reports to scientific or research organisations via grants or contracts as framed by regulation (EC) 178/2002 (specifically Article 36), the relevant sectoral legislations and the relevant provisions of the financial regulations.
3032	NUTRI: Scientific Panels, Working groups and network meetings	640,975	509,250	655,000	655,000	623,000	623,000	Regulation (EC) 178/2002 and in particular Article 28. This appropriation is intended for direct costs incurred linked to the organization and attendance of meetings by Members of the Scientific Panel, its Working Groups and by independent experts.
	<i>Article 3 0 3 — Total</i>	<b>886,921</b>	<b>577,305</b>	<b>796,507</b>	<b>710,143</b>	<b>848,000</b>	<b>843,348</b>	
3 0 4	<i>Pesticides</i>							
3041	PRAS: Grant & Procurement for studies and evaluations	1,115,466	565,689	841,130	851,306	937,000	848,995	This appropriation is intended to cover scientific cooperation with Member States organisations. It covers outsourcing of scientific studies and scientific services, preparatory evaluations or reports to scientific or research organisations via grants or contracts as framed by regulation (EC) 178/2002 (specifically Article 36), the relevant sectoral legislations and the relevant provisions of the financial regulations.

mb 15 12 11 – Budget & Establishment Plan 2012 - ANNEX VI – ADOPTED

BL	Heading	B 2010 Executed Commitments	B 2010 Executed Payments	B 2011 Commitments	B 2011 Payments	B 2012 Commitments	B 2012 Payments	Budget Comment
3042	PRAS: Scientific Panels, Working groups and network meetings	914,839	910,149	839,293	860,743	991,000	991,000	Regulation (EC) 178/2002 and in particular Article 28. This appropriation is intended for direct costs incurred linked to the organization and attendance of meetings by Members of the Scientific Panel, its Working Groups and by independent experts.
	<i>Article 3 0 4 — Total</i>	<b>2,030,305</b>	<b>1,475,838</b>	<b>1,680,423</b>	<b>1,712,049</b>	<b>1,928,000</b>	<b>1,839,995</b>	
<b>3 0 5</b>	<b>Genetically modified organism</b>							
3051	GMO: Grant & Procurement for studies and evaluations	279,410	352,670	23,000	88,000	345,000	166,646	This appropriation is intended to cover scientific cooperation with Member States organisations. It covers outsourcing of scientific studies and scientific services, preparatory evaluations or reports to scientific or research organisations via grants or contracts as framed by regulation (EC) 178/2002 (specifically Article 36), the relevant sectoral legislations and the relevant provisions of the financial regulations.
3052	GMO: Scientific Panels, Working groups and network meetings	938,553	899,538	1,119,000	1,119,000	1,055,000	1,055,000	Regulation (EC) 178/2002 and in particular Article 28. This appropriation is intended for direct costs incurred linked to the organization and attendance of meetings by Members of the Scientific Panel, its Working Groups and by independent experts.
	<i>Article 3 0 5 — Total</i>	<b>1,217,963</b>	<b>1,252,207</b>	<b>1,142,000</b>	<b>1,207,000</b>	<b>1,400,000</b>	<b>1,221,646</b>	
	<b>CHAPTER 3 0 — TOTAL</b>	<b>6,854,082</b>	<b>5,802,967</b>	<b>6,678,930</b>	<b>6,483,192</b>	<b>7,611,000</b>	<b>6,444,447</b>	
3 1	RISK ASSESSMENT & SCIENTIFIC ASSISTANCE							
<b>3 1 0</b>	<b>Animal health &amp; welfare</b>							
3101	AHAW: Grant & Procurement for studies and evaluations	730,721	510,997	792,000	493,000	332,000	654,559	This appropriation is intended to cover scientific cooperation with Member States organisations. It covers outsourcing of scientific studies and scientific services, preparatory evaluations or reports to scientific or research organisations via grants or contracts as framed by regulation (EC) 178/2002 (specifically Article 36), the relevant sectoral legislations and the relevant provisions of the financial regulations.
3102	AHAW: Scientific Panels, Working groups and network meetings	772,058	764,496	804,500	804,500	771,000	771,000	Regulation (EC) 178/2002 and in particular Article 28. This appropriation is intended for direct costs incurred linked to the organization and attendance of meetings by Members of the Scientific Panel, its Working Groups and by independent experts.
	<i>Article 3 1 0 — Total</i>	<b>1,502,779</b>	<b>1,275,494</b>	<b>1,596,500</b>	<b>1,297,500</b>	<b>1,103,000</b>	<b>1,425,559</b>	

mb 15 12 11 – Budget & Establishment Plan 2012 - ANNEX VI – ADOPTED

BL	Heading	B 2010 Executed Commitments	B 2010 Executed Payments	B 2011 Commitments	B 2011 Payments	B 2012 Commitments	B 2012 Payments	Budget Comment
<b>3 1 1</b>	<b><i>Dietary &amp; chemical monitoring</i></b>							
3111	DCM: Grant & Procurement for studies and evaluations	1,643,042	978,646	1,768,000	1,341,601	1,859,000	1,227,069	This appropriation is intended to cover scientific cooperation with Member States organisations. It covers outsourcing of scientific studies and scientific services, preparatory evaluations or reports to scientific or research organisations via grants or contracts as framed by regulation (EC) 178/2002 (specifically Article 36), the relevant sectoral legislations and the relevant provisions of the financial regulations.
3112	DCM: Scientific Panels, Working groups and network meetings	231,915	227,145	165,000	165,000	177,000	177,000	Regulation (EC) 178/2002 and in particular Article 33. This appropriation is intended for direct costs incurred linked to the organisation and attendance of meetings and working groups by Members and experts.
	<i>Article 3 1 1 — Total</i>	<b>1,874,957</b>	<b>1,205,791</b>	<b>1,933,000</b>	<b>1,506,601</b>	<b>2,036,000</b>	<b>1,404,069</b>	
<b>3 1 2</b>	<b><i>Plant Health</i></b>							
3121	PLH: Grant & Procurement for studies and evaluations	554,132	276,240	550,000	365,000	493,000	413,086	This appropriation is intended to cover scientific cooperation with Member States organisations. It covers outsourcing of scientific studies and scientific services, preparatory evaluations or reports to scientific or research organisations via grants or contracts as framed by regulation (EC) 178/2002 (specifically Article 36), the relevant sectoral legislations and the relevant provisions of the financial regulations.
3122	PLH: Scientific Panels, Working groups and network meetings	398,346	366,312	661,000	661,000	650,000	650,000	Regulation (EC) 178/2002 and in particular Article 28. This appropriation is intended for direct costs incurred linked to the organization and attendance of meetings by Members of the Scientific Panel, its Working Groups and by independent experts.
	<i>Article 3 1 2 — Total</i>	<b>952,478</b>	<b>642,552</b>	<b>1,211,000</b>	<b>1,026,000</b>	<b>1,143,000</b>	<b>1,063,086</b>	
<b>3 1 3</b>	<b><i>Scientific assessment support</i></b>							
3131	SAS: Grant & Procurement for studies and evaluations	429,344	301,997	486,000	210,771	551,000	333,593	This appropriation is intended to cover scientific cooperation with Member States organisations. It covers outsourcing of scientific studies and scientific services, preparatory evaluations or reports to scientific or research organisations via grants or contracts as framed by regulation (EC) 178/2002 (specifically Article 36), the relevant sectoral legislations and the relevant provisions of the financial regulations.
3132	SAS: Scientific Panels, Working groups and network meetings	152,557	152,557	60,000	60,000	112,000	112,000	Regulation (EC) 178/2002 and in particular Article 23. This appropriation is intended for direct costs incurred linked to the organisation and attendance of meetings and working groups by Members and experts.
	<i>Article 3 1 3 — Total</i>	<b>581,901</b>	<b>454,554</b>	<b>546,000</b>	<b>270,771</b>	<b>663,000</b>	<b>445,593</b>	

mb 15 12 11 – Budget & Establishment Plan 2012 - ANNEX VI – ADOPTED

BL	Heading	B 2010 Executed Commitments	B 2010 Executed Payments	B 2011 Commitments	B 2011 Payments	B 2012 Commitments	B 2012 Payments	Budget Comment
<b>3 1 4</b>	<b>Contaminants</b>							
3141	CONTAM: Grant & Procurement for studies and evaluations	240,796	281,767	233,700	229,700	493,000	243,885	This appropriation is intended to cover scientific cooperation with Member States organisations. It covers outsourcing of scientific studies and scientific services, preparatory evaluations or reports to scientific or research organisations via grants or contracts as framed by regulation (EC)178/2002 (specifically Article 36), the relevant sectoral legislations and the relevant provisions of the financial regulations.
3142	CONTAM: Scientific Panels, Working groups and network meetings	512,778	433,744	840,000	840,000	724,000	724,000	Regulation (EC) 178/2002 and in particular Article 28. This appropriation is intended for direct costs incurred linked to the organization and attendance of meetings by Members of the Scientific Panel, its Working Groups and by independent experts.
	<i>Article 3 1 4 — Total</i>	<b>753,574</b>	<b>715,511</b>	<b>1,073,700</b>	<b>1,069,700</b>	<b>1,217,000</b>	<b>967,885</b>	
<b>3 1 5</b>	<b>Biological Monitoring</b>							
3151	BIOMO: Grant & Procurement for studies and evaluations	738,204	668,656	990,000	822,947	983,000	660,169	This appropriation is intended to cover scientific cooperation with Member States organisations. It covers outsourcing of scientific studies and scientific services, preparatory evaluations or reports to scientific or research organisations via grants or contracts as framed by regulation (EC) 178/2002 (specifically Article 36), the relevant sectoral legislations and the relevant provisions of the financial regulations.
3152	BIOMO: Scientific Panels, Working groups and network meetings	303,839	280,328	294,040	294,040	349,000	349,000	Regulation (EC) 178/2002 and in particular Article 28. This appropriation is intended for direct costs incurred linked to the organization and attendance of meetings by Members of the Task Force, its Working Groups and by independent experts.
	<i>Article 3 1 5 — Total</i>	<b>1,042,043</b>	<b>948,984</b>	<b>1,284,040</b>	<b>1,116,987</b>	<b>1,332,000</b>	<b>1,009,169</b>	
<b>3 1 6</b>	<b>Biological hazards</b>							
3161	BIOHAZ: Grant & Procurement for studies and evaluations	117,450	354,423	318,000	110,000	361,000	105,077	This appropriation is intended to cover scientific cooperation with Member States organisations. It covers outsourcing of scientific studies and scientific services, preparatory evaluations or reports to scientific or research organisations via grants or contracts as framed by regulation (EC) 178/2002 (specifically Article 36), the relevant sectoral legislations and the relevant provisions of the financial regulations.
3162	BIOHAZ: Scientific Panels, Working groups and network meetings	883,121	866,005	902,500	902,500	811,000	811,000	Regulation (EC) 178/2002 and in particular Article 28. This appropriation is intended for direct costs incurred linked to the organization and attendance of meetings by Members of the Scientific Panel, its Working Groups and by independent experts.
	<i>Article 3 1 6 — Total</i>	<b>1,000,571</b>	<b>1,220,428</b>	<b>1,220,500</b>	<b>1,012,500</b>	<b>1,172,000</b>	<b>916,077</b>	
	<b>CHAPTER 3 1 — TOTAL</b>	<b>7,708,303</b>	<b>6,463,312</b>	<b>8,864,740</b>	<b>7,300,059</b>	<b>8,666,000</b>	<b>7,231,438</b>	

mb 15 12 11 – Budget & Establishment Plan 2012 - ANNEX VI – ADOPTED

BL	Heading	B 2010 Executed Commitments	B 2010 Executed Payments	B 2011 Commitments	B 2011 Payments	B 2012 Commitments	B 2012 Payments	Budget Comment
3 2	SCIENCE STRATEGY & COORDINATION							
<b>3 2 0</b>	<b>Cooperation with Member States</b>							
3200	Advisory Forum Plenary and Working Groups' meetings	220,129	170,659	210,020	210,020	270,000	270,000	Regulation (EC) 178/2002 and in particular Article 27. This appropriation is intended to cover travel expenses of the members of the Advisory Forum and Advisory Forum workgroup, as well as infrastructure and interpretation cost associated with these meetings
3201	Focal Points: Agreements	732,739	696,394	746,325	783,845	978,000	978,000	This appropriation is intended to cover scientific cooperation with Member States organisations. It covers outsourcing of scientific studies and scientific services, preparatory evaluations or reports to scientific or research organisations via grants or contracts as framed by regulation (EC) 178/2002 (specifically Article 36), the relevant sectoral legislations and the relevant provisions of the financial regulations.
3202	Focal Points: Working groups meetings	59,025	58,543	55,000	55,000	227,000	227,000	Regulation (EC) 178/2002. This appropriation is intended for direct costs incurred linked to the organisation and attendance of meetings and working groups by external experts and Focal Points
	<i>Article 3 2 0 — Total</i>	<b>1,011,893</b>	<b>925,597</b>	<b>1,011,345</b>	<b>1,048,865</b>	<b>1,475,000</b>	<b>1,475,000</b>	
<b>3 2 2</b>	<b>Stakeholders &amp; International Cooperation</b>							
3220	Institutional Cooperation	13,256	12,491	10,000	10,000	17,000	17,000	This appropriation covers direct costs required to the organisation and attendance to EFSA meetings by EU and Member States Institutions and bodies' representatives
3221	Stakeholder relationships	39,221	23,540	60,000	60,000	50,000	50,000	This appropriation is intended for direct costs incurred linked to the organisation and attendance of meetings by stakeholders.
3222	International Cooperation	13,256	12,491	10,000	10,000	17,000	17,000	This appropriation is intended for direct costs incurred linked to the organization and attendance of meetings by International bodies and non-EU national bodies
3223	Pre-accession programme	283,834	283,834	522,090	522,090	477,910	477,910	Regulation (EC) 178/2002 and in particular Article 49. This appropriation is intended to cover the cost of activities of the Authority for which special subsidies / funding was made available in the light of facilitating the participations of these countries in the work program of the authority
3224	ENP (European Neighbourhood programme)	0	0	0	0	0	0	Regulation (EC) 178/2002 and in particular Article 49. This appropriation is intended to cover the cost of activities of the Authority for which special subsidies / funding was made available in the light of facilitating the participations of these countries in the work program of the authority
	<i>Article 3 2 2 — Total</i>	<b>349,567</b>	<b>332,356</b>	<b>602,090</b>	<b>602,090</b>	<b>561,910</b>	<b>561,910</b>	

mb 15 12 11 – Budget & Establishment Plan 2012 - ANNEX VI – ADOPTED

BL	Heading	B 2010 Executed Commitments	B 2010 Executed Payments	B 2011 Commitments	B 2011 Payments	B 2012 Commitments	B 2012 Payments	Budget Comment
<b>3 2 3</b>	<b>Scientific Committee</b>							
3231	SCOM: Grant & Procurement for studies and evaluations	0	65,966	0	65,000	0	0	This appropriation is intended to cover scientific cooperation with Member States organisations. It covers outsourcing of scientific studies and scientific services, evaluations or reports to scientific or research organisations and the contracts and agreements related expenditure. Regulation (EC) 178/2002 and in particular Article 36. Specific Regulations in the field.
3232	SCOM: Scientific Panels, Working groups and network meetings	616,784	531,533	750,000	750,000	732,000	732,000	Regulation (EC) 178/2002 and in particular Article 28. This appropriation is intended for direct costs incurred linked to the organization and attendance of meetings by Members of the Scientific Committee, its Working Groups and by independent experts.
	<i>Article 3 2 3 — Total</i>	<b>616,784</b>	<b>597,499</b>	<b>750,000</b>	<b>815,000</b>	<b>732,000</b>	<b>732,000</b>	
<b>3 2 4</b>	<b>Emerging risks</b>							
3241	EMRISK: Grant & Procurement for studies and evaluations	89,700	97,332	625,000	471,399	425,000	133,205	This appropriation is intended to cover scientific cooperation with Member States organisations. It covers outsourcing of scientific studies and scientific services, evaluations or reports to scientific or research organisations and the contracts and agreements related expenditure. Regulation (EC) 178/2002 and in particular Article 36. Specific Regulations in the field.
3242	EMRISK: Scientific Panels, Working groups and network meetings	56,542	54,451	145,000	145,000	130,000	130,000	Regulation (EC) 178/2002 and in particular Article 34. This appropriation is intended for direct costs incurred linked to the organisation and attendance of meetings and working groups by Members and experts.
3243	Crisis support	2,713	2,713	20,000	20,000	20,000	20,000	This appropriation is intended to cover a crisis fund to allow the Authority's crisis unit to function instantaneously: e.g. to convene experts, hire infrastructures and equipment, prepare scientific advice, provide data
	<i>Article 3 2 4 — Total</i>	<b>148,955</b>	<b>154,496</b>	<b>790,000</b>	<b>636,399</b>	<b>575,000</b>	<b>283,205</b>	
	<b>CHAPTER 3 2 — TOTAL</b>	<b>2,127,199</b>	<b>1,726,114</b>	<b>3,153,435</b>	<b>3,102,354</b>	<b>3,343,910</b>	<b>3,052,115</b>	

mb 15 12 11 – Budget & Establishment Plan 2012 - ANNEX VI – ADOPTED

BL	Heading	B 2010 Executed Commitments	B 2010 Executed Payments	B 2011 Commitments	B 2011 Payments	B 2012 Commitments	B 2012 Payments	Budget Comment
3 4	COMMUNICATIONS							
<b>3 4 0</b>	<b>Digital</b>							
3400	Audiovisual Materials and Web development	85,508	14,789	99,500	99,500	161,000	161,000	Regulation (EC) 178/2002 and in particular Article 40. This appropriation is intended to cover the cost of development of communication campaigns, development, production and dissemination of communication/information material, This includes services to support that process, communication infrastructure, on/in all communication channels (e.g. TV, radio, internet, events, etc), PR consultancy, visual qualification and purchase. It also covers improvements related to the public website.
	<i>Article 3 4 0 — Total</i>	<b>85,508</b>	<b>14,789</b>	<b>99,500</b>	<b>99,500</b>	<b>161,000</b>	<b>161,000</b>	
<b>3 4 1</b>	<b>Offline</b>							
3410	Offline communications activities and materials	581,130	349,801	503,175	503,175	381,000	381,000	Regulation (EC) 178/2002 and in particular Article 40. This appropriation is intended to cover the cost of preparing, lay outing, editing and publishing, in whichever form (i.e. printed, electronic, etc), reports, documents, opinions, posters and any other information material. Also the costs of developing communication concept, design development, writing, typing, copying, paper, printing, distribution, reproduction of slides, purchase of pictures and any other freelance activities and costs incurred in raising awareness of the Authority and its activities.
	<i>Article 3 4 1 — Total</i>	<b>581,130</b>	<b>349,801</b>	<b>503,175</b>	<b>503,175</b>	<b>381,000</b>	<b>381,000</b>	
<b>3 4 2</b>	<b>Cooperation, evaluation &amp; research</b>							
3420	Advisory Forum Working group, Advisory Group on Risk Communications, Evaluation and Media Monitoring	383,013	110,340	460,350	460,350	458,000	458,000	Regulation (EC) 178/2002 and in particular Article 40. This appropriation is intended * for direct costs incurred linked to the organisation and attendance of meetings by Members and independent experts of the Communication Advisory Forum Working Group as well as Experts Advisory Group on Risk Communications. * to cover the cost of survey, evaluation (covering all qualitative and quantitative research tools) within the fields of the Authority mission * to cover the cost of media monitoring and support.
	<i>Article 3 4 2 — Total</i>	<b>383,013</b>	<b>110,340</b>	<b>460,350</b>	<b>460,350</b>	<b>458,000</b>	<b>458,000</b>	
	<b>CHAPTER 3 4 — TOTAL</b>	<b>1,049,651</b>	<b>474,930</b>	<b>1,063,025</b>	<b>1,063,025</b>	<b>1,000,000</b>	<b>1,000,000</b>	

**mb 15 12 11 – Budget & Establishment Plan 2012 - ANNEX VI – ADOPTED**

BL	Heading	B 2010 Executed Commitments	B 2010 Executed Payments	B 2011 Commitments	B 2011 Payments	B 2012 Commitments	B 2012 Payments	Budget Comment
3 5	HORIZONTAL OPERATIONS							
<b>3 5 0</b>	<b>Operational IT Systems</b>							
3501	IT tools for Data Collection	1,414,375	623,951	1,456,000	1,456,000	1,904,000	1,904,000	Regulation (EC) 178/2002 and in particular Article 33. This appropriation is intended to cover the IT costs related to support collecting, collating, analyzing and summarizing relevant scientific and technical data in the fields within the Authority's mission. IT costs include purchase and maintenance of hardware, purchase and maintenance of software, acquisition of specialized IT services (IT Requirements Managers, Software Architects, Software Developers, IT Testers, IT Project Managers, IT Infrastructure Specialists).
3502	IT tools to support Networking of organisations	305,280	32,400	340,000	340,000	328,000	328,000	Regulation (EC) 178/2002, Commission Regulation 2230/2003. This appropriation is intended to cover the IT costs related to support the networking with organizations operating in the fields within the Authority's mission. IT costs include purchase and maintenance of hardware, purchase and maintenance of software, acquisition of specialized IT services (IT Requirements Managers, Software Architects, Software Developers, IT Testers, IT Project Managers, IT Infrastructure Specialists).
3503	Dedicated IT development and systems to support the scientific operations	1,369,701	108,682	1,339,000	1,339,000	1,295,000	1,295,000	This appropriation is intended to cover the IT costs dedicated to support the delivery of scientific opinions and advice. IT costs include purchase and maintenance of hardware, purchase and maintenance of software, acquisition of specialized IT services (IT Requirements Managers, Software Architects, Software Developers, IT Testers, IT Project Managers, IT Infrastructure Specialists).
3504	Dedicated IT development and systems to support Applicants	0	0	0	0	1,528,000	1,528,000	This appropriation is intended to cover the IT costs dedicated to the Authority's Support to Applicants . IT costs include purchase and maintenance of hardware, purchase and maintenance of software, acquisition of specialized IT services (IT Requirements Managers, Software Architects, Software Developers, IT Testers, IT Project Managers, IT Infrastructure Specialists).
3505	Dedicated IT development and systems to support web development, communications and outreach	320,000	28,000	260,000	260,000	458,000	458,000	Regulation (EC) 178/2002 and in particular Article 40. This appropriation is intended to cover the IT costs dedicated to support Authority's Communications and Outreach. IT costs include purchase and maintenance of hardware, purchase and maintenance of software, acquisition of specialized IT services (IT Requirements Managers, Software Architects, Software Developers, IT Testers, IT Project Managers, IT Infrastructure Specialists).

**mb 15 12 11 – Budget & Establishment Plan 2012 - ANNEX VI – ADOPTED**

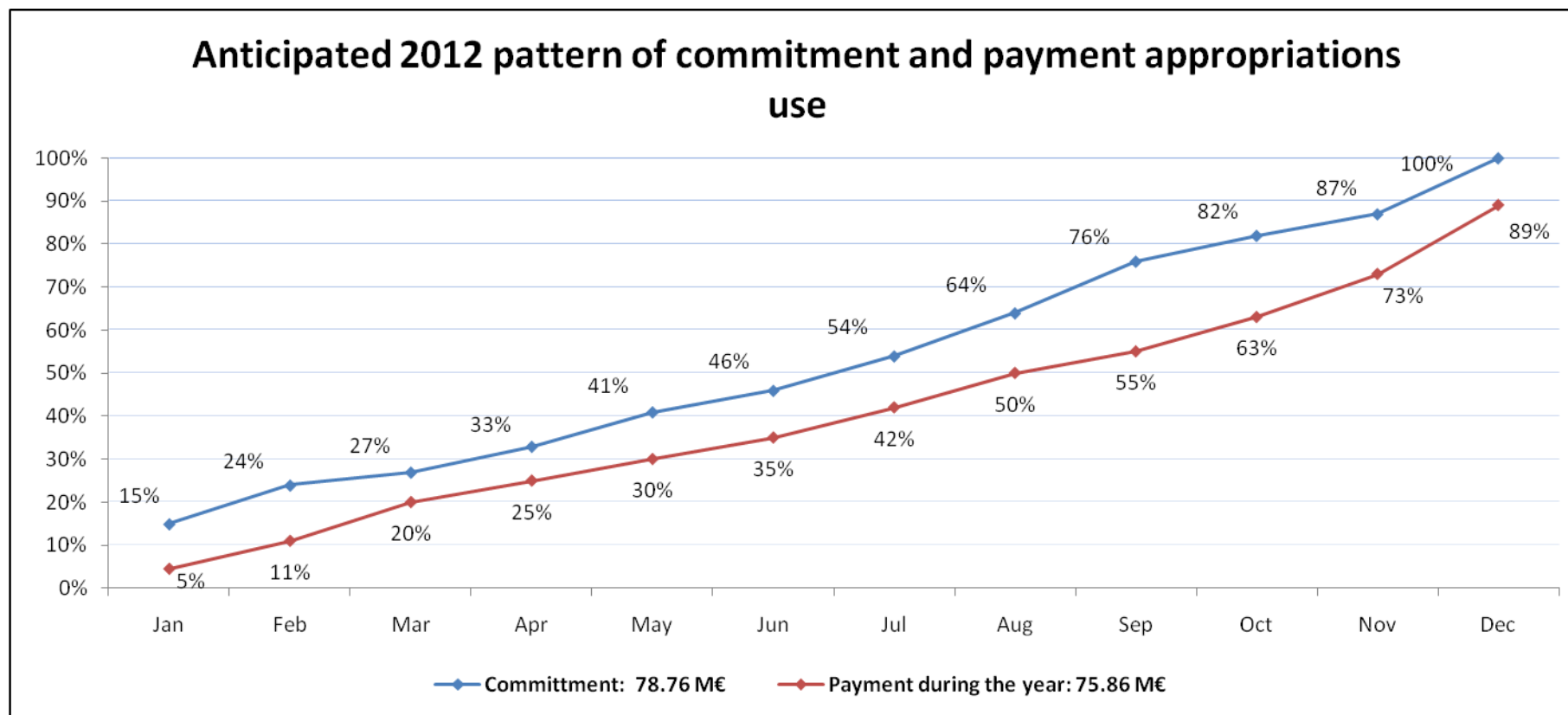
<i>Article 3 5 0 — Total</i>	<b>3,409,355</b>	<b>793,033</b>	<b>3,395,000</b>	<b>3,395,000</b>	<b>5,513,000</b>	<b>5,513,000</b>
------------------------------	------------------	----------------	------------------	------------------	------------------	------------------

<b>BL</b>	<b>Heading</b>	<b>B 2010 Executed Commitments</b>	<b>B 2010 Executed Payments</b>	<b>B 2011 Commitments</b>	<b>B 2011 Payments</b>	<b>B 2012 Commitments</b>	<b>B 2012 Payments</b>	<b>Budget Comment</b>
<b>3 5 1</b>	<b><i>Operational support</i></b>							
3511	Quality Management and Strategy	118,620	42,816	88,560	88,560	85,000	85,000	This appropriation is intended to cover the cost to develop, implement, maintain and increase systems and procedures which assure recognized quality standards. It also cover costs related to support activities like reports, evaluations and studies carried out by external experts and direct costs linked to the organisation and attendance of meetings by experts in the framework of the development of the strategy and prospective of the Authority
3512	Library: access to databases / documents	202,250	195,145	216,400	216,400	250,000	250,000	This appropriation is intended to cover the cost of the purchase of books, documents and other non-periodic publications and the updating of existing volumes required by Authority departments. Subscriptions to newspapers, specialist periodicals, journals, papers, statistics, various bulletins, the cost of subscriptions and access to electronic information services and external data bases and the acquisition of electronic media (CD-ROMs, etc.), other specialized publications and library services.
3513	Mission of staff related to operational duties	1,213,500	1,104,911	890,000	890,000	890,000	890,000	Staff Regulations of officials of the European Communities, and in particular Article 11 to 13 of Annex VII thereto. This appropriation is intended to cover expenditure on travel expenses, the payment of daily mission allowances and ancillary or exceptional expenses incurred in carrying out missions, including off-site meetings, by Authority staff covered by the Staff Regulations and by national or international experts or officials seconded to the Authority, if the justification for such a mission is linked to the performance of operational tasks.
3514	Shuttles for experts and staff related to operational duties	849,177	713,671	790,000	790,000	790,000	790,000	This appropriation is intended to cover the cost of connecting the seat of the Authority in Parma to the airports for staff going on operational missions, experts and visiting experts for the same purpose. It also covers ad-hoc interurban transport.
3515	Archives and scanning	59,339	6,410	6,000	6,000	15,000	15,000	This appropriation is intended to cover the cost of archiving and scanning of all types of operational documents collected or produced within the execution of the Authority mandate.
3516	Video/Tele conferencing Support	0	0	82,900	82,900	60,000	60,000	This appropriation is intended to cover the costs of the infrastructure and technical expenditure for audio and videoconferencing related to expert's meetings. It is intended to cover the purchase, hire, leasing, installation and maintenance of equipment and software. It also covers the cost of technical assistance, telecommunications costs, subscription charges and purchase of directories"

**mb 15 12 11 – Budget & Establishment Plan 2012 - ANNEX VI – ADOPTED**

<i>Article 3 5 1 — Total</i>	<b>2,442,886</b>	<b>2,062,954</b>	<b>2,073,860</b>	<b>2,073,860</b>	<b>2,090,000</b>	<b>2,090,000</b>
------------------------------	------------------	------------------	------------------	------------------	------------------	------------------

BL	Heading	B 2010 Executed Commitments	B 2010 Executed Payments	B 2011 Commitments	B 2011 Payments	B 2012 Commitments	B 2012 Payments	Budget Comment
<b>3 5 2</b>	<b><i>Translation, Interpretation &amp; Linguistic Proofreading expenses</i></b>							
3521	Translation and Interpretation	342,172	290,386	370,000	370,000	185,000	185,000	Regulation (EC) 178/2002 and in particular Article 40. This appropriation is intended to cover cost of translations, including payments made to the Translations Centre in Luxembourg for all texts directly connected with the implementation of the Authority's work programme. It also covers fees and travel expenses of free-lance interpreters and conference operators including the reimbursement of services provided by Commission interpreters for all meetings directly connected with the implementation of the Authority's work programme.
3522	Linguistic Proofreading and Editing	0	0	0	0	15,000	15,000	This appropriation is intended to cover the proofreading and editing of all public documents at large.
	<i>Article 3 5 2 — Total</i>	<b>342,172</b>	<b>290,386</b>	<b>370,000</b>	<b>370,000</b>	<b>200,000</b>	<b>200,000</b>	
<b>3 5 3</b>	<b><i>Events</i></b>							
3530	Conferences & Events	750,264	393,390	324,500	324,500	572,000	572,000	Regulation (EC) 178/2002 and in particular Article 40. This appropriation is intended to cover the cost of corporate, public, media and scientific conferences, events, scientific colloquia, i.e. infrastructure, technical, insurance, local transport, security, production of communication tools, travel, subsistence and other indemnities to the participants.
3531	Web and audio casting	300,237	188,882	187,000	187,000	180,000	180,000	Regulation (EC) 178/2002 and in particular Article 40. This appropriation is intended to cover the cost of webcasting of events.
	<i>Article 3 5 3 — Total</i>	<b>1,050,501</b>	<b>582,271</b>	<b>511,500</b>	<b>511,500</b>	<b>752,000</b>	<b>752,000</b>	
	<b>CHAPTER 3 5 — TOTAL</b>	<b>7,244,914</b>	<b>3,728,645</b>	<b>6,350,360</b>	<b>6,350,360</b>	<b>8,555,000</b>	<b>8,555,000</b>	
	<b>Title 3 — Total</b>	<b>24,984,150</b>	<b>18,195,968</b>	<b>26,110,490</b>	<b>24,298,990</b>	<b>29,175,910</b>	<b>26,283,000</b>	
	<b>Grand Total</b>	<b>74,091,946</b>	<b>61,616,941</b>	<b>77,831,890</b>	<b>76,020,390</b>	<b>78,756,910</b>	<b>75,864,000</b>	



Commitment and payment appropriation are expected to be fully utilised by year end with the pattern above. As far as the payment execution is concerned, it is expected to pay 89 % of the appropriations within the year whereas 11 % would be carried forward for payment in the early months of the year after.